

**San Francisco Bay Regional Water Quality Control Board**

**ORDER No. R2-2013-0029  
NPDES No. CA0037664**

The following discharger is subject to waste discharge requirements (WDRs) set forth in this Order.

**Table 1. Discharger Information**

<b>Discharger</b>	City and County of San Francisco
<b>Facility Name</b>	Southeast Water Pollution Control Plant, North Point Wet Weather Facility, Bayside Wet Weather Facilities, and Wastewater Collection System
<b>Facility Address</b>	San Francisco Public Utilities Commission / Wastewater Enterprise 750 Phelps Street San Francisco, CA 94124
<b>CIWQS Place Number</b>	256499

**Table 2. Discharge Locations**

<b>Discharge Point</b>	<b>Effluent Description</b>	<b>Discharge Point Latitude (North)</b>	<b>Discharge Point Longitude (West)</b>	<b>Receiving Water</b>
<b>Treatment Plant Discharge Points</b>				
001 (Pier 80 Outfall)	Secondary-treated effluent (dry weather); Primary-treated and secondary-treated effluent (wet weather)	37.749444	-122.372778	Lower San Francisco Bay
002 (Quint Street Outfall)	Secondary-treated effluent (wet weather)	37.747222	-122.386944	Islais Creek
003 and 004 (Pier 33 Outfall)	Primary-treated effluent (wet weather)	37.806944	-122.403056	Central San Francisco Bay
005 and 006 (Pier 35 Outfall)	Primary-treated effluent (wet weather)	37.810000	-122.405556	Central San Francisco Bay
<b>Combined Sewer Discharge Points</b>				
009 (Baker Street Outfall)	Equivalent-to-primary-treated effluent (wet weather)	37.808056	-122.446667	Marina Beach North Shore Drainage Basin
010 (Pierce Street Outfall)	Equivalent-to-primary-treated effluent (wet weather)	37.806944	-122.440000	Marina Beach North Shore Drainage Basin
011 (Laguna Street Outfall)	Equivalent-to-primary-treated effluent (wet weather)	37.811667	-122.43189	Yacht Harbor #2 North Shore Drainage Basin

<b>Discharge Point</b>	<b>Effluent Description</b>	<b>Discharge Point Latitude (North)</b>	<b>Discharge Point Longitude (West)</b>	<b>Receiving Water</b>
013 (Beach Street Outfall)	Equivalent-to-primary-treated effluent (wet weather)	37.808333	-122.406667	Pier 39 North Shore Drainage Basin
015 (Sansome Street Outfall)	Equivalent-to-primary-treated effluent (wet weather)	37.806667	-122.403056	Pier 31 North Shore Drainage Basin
017 (Jackson Street Outfall)	Equivalent-to-primary-treated effluent (wet weather)	37.798333	-122.39472	Pier 3 North Shore Drainage Basin
018 (Howard Street Outfall)	Equivalent-to-primary-treated effluent (wet weather)	37.793056	-122.390000	Pier 14 Central Drainage Basin
019 (Brannan Street Outfall)	Equivalent-to-primary-treated effluent (wet weather)	37.785278	-122.373333	Pier 32 Central Drainage Basin
022 (Third Street Outfall)	Equivalent-to-primary-treated effluent (wet weather)	37.777222	-122.389444	Mission Creek Central Drainage Basin
023 (Fourth Street North Outfall)	Equivalent-to-primary-treated effluent (wet weather)	37.775556	-122.391389	Mission Creek Central Drainage Basin
024 (Fifth Street North Outfall)	Equivalent-to-primary-treated effluent (wet weather)	37.773889	-122.393889	Mission Creek Central Drainage Basin
025 (Sixth Street North Outfall)	Equivalent-to-primary-treated effluent (wet weather)	37.771944	-122.396111	Mission Creek Central Drainage Basin
026 (Division Street Outfall)	Equivalent-to-primary-treated effluent (wet weather)	37.770278	-122.397500	Mission Creek Central Drainage Basin
027 (Sixth Street South Outfall)	Equivalent-to-primary-treated effluent (wet weather)	37.771389	-122.395000	Mission Creek Central Drainage Basin
028 (Fourth Street South Outfall)	Equivalent-to-primary-treated effluent (wet weather)	37.775000	-122.391111	Mission Creek Central Drainage Basin
029 (Mariposa Street Outfall)	Equivalent-to-primary-treated effluent (wet weather)	37.764722	-122.385278	Central Basin Central Drainage Basin
030 (20 <sup>th</sup> Street Outfall)	Equivalent-to-primary-treated effluent (wet weather)	37.761111	-122.380000	Central Basin Central Drainage Basin
030A (22 <sup>nd</sup> Street Outfall)	Equivalent-to-primary-treated effluent (wet weather)	37.757778	-122.380278	Central Basin Central Drainage Basin
031 (Third Street North)	Equivalent-to-primary-treated effluent (wet weather)	37.747778	-122.386111	Islais Creek Central Drainage Basin

<b>Discharge Point</b>	<b>Effluent Description</b>	<b>Discharge Point Latitude (North)</b>	<b>Discharge Point Longitude (West)</b>	<b>Receiving Water</b>
031A (Islais Creek North Outfall)	Equivalent-to-primary-treated effluent (wet weather)	37.747778	-122.387500	Islais Creek Central Drainage Basin
032 (Marin Street Outfall)	Equivalent-to-primary-treated effluent (wet weather)	37.748611	-122.390833	Islais Creek Central Drainage Basin
033 (Selby Street Outfall)	Equivalent-to-primary-treated effluent (wet weather)	37.747778	-122.390833	Islais Creek Central Drainage Basin
035 Third Street South Outfall)	Equivalent-to-primary-treated effluent (wet weather)	37.747222	-122.386111	Islais Creek Central Drainage Basin
037 (Evans Avenue Outfall)	Equivalent-to-primary-treated effluent (wet weather)	37.735833	-122.373889	India Basin Southeast Drainage Basin
038 (Hudson Avenue Outfall)	Equivalent-to-primary-treated effluent (wet weather)	37.733333	-122.373839	India Basin Southeast Drainage Basin
040 (Griffith Street South Outfall)	Equivalent-to-primary-treated effluent (wet weather)	37.723056	-122.382222	Yosemite Creek Southeast Drainage Basin
041 (Yosemite Avenue Outfall)	Equivalent-to-primary-treated effluent (wet weather)	37.723889	-122.385556	Yosemite Creek Southeast Drainage Basin
042 (Fitch Street Outfall)	Equivalent-to-primary-treated effluent (wet weather)	37.722222	-122.381944	South Basin Southeast Drainage Basin
043 (Sunnydale Avenue Outfall)	Equivalent-to-primary-treated effluent (wet weather)	37.747222	-122.386944	Candlestick Cove Southeast Drainage Basin

**Table 3. Administrative Information**

This Order was adopted on:	August 14, 2013
This Order shall become effective on:	October 1, 2013
This Order shall expire on:	September 30, 2018
The Discharger shall file a Report of Waste Discharge as an application for reissuance of WDRs in accordance with California Code of Regulations, title 23, and an application for reissuance of a National Pollutant Discharge Elimination System (NPDES) permit no later than:	March 30, 2018
The U.S. Environmental Protection Agency (U.S. EPA) and the California Regional Water Quality Control Board, San Francisco Bay Region, have classified this discharge as follows:	Major

I, Bruce H. Wolfe, Executive Officer, do hereby certify that this Order with all attachments is a full, true, and correct copy of the Order adopted by the California Regional Water Quality Control Board, San Francisco Bay Region, on the date indicated above.

---

Bruce H. Wolfe, Executive Officer

## Contents

I. Facility Information.....	6
II. Findings.....	6
III. Discharge Prohibitions.....	7
IV. Effluent Limitations and Discharge Specifications.....	7
A. Effluent Limitations—Dry Weather.....	7
B. Effluent Limitations—Wet Weather.....	9
V. Receiving Water Limitations.....	10
VI. Provisions.....	11
A. Standard Provisions.....	11
B. Monitoring and Reporting.....	11
C. Special Provisions.....	11
1. Reopener Provisions.....	11
2. Effluent Characterization Study and Report.....	12
3. Pollutant Minimization Program.....	13
4. Special Provisions for Municipal Facilities.....	15
5. Combined Sewer Sytem Controls.....	19
6. Other Special Provisions.....	26

## Tables

Table 1. Discharger Information.....	1
Table 2. Discharge Locations.....	1
Table 3. Administrative Information.....	3
Table 4. Effluent Limitations—Dry Weather.....	7
Table 5. Effluent Limitations—Wet Weather.....	9
Table 6. Copper Action Plan.....	26
Table 7. Cyanide Action Plan.....	27

## Attachments

Attachment A – Definitions.....	A-1
Attachment B – Facility Map.....	B-1
Attachment C – Process Flow Diagram.....	C-1
Attachment D – Federal Standard Provisions.....	D-1
Attachment E – Monitoring and Reporting Program (MRP).....	E-1
Attachment F – Fact Sheet.....	F-1
Attachment G – Regional Standard Provisions and Monitoring and Reporting Requirements.....	G-1
Attachment H – Pretreatment Requirements.....	H-1

## I. FACILITY INFORMATION

Information describing the Southeast Water Pollution Control Plant (Southeast Plant), North Point Wet Weather Facility (North Point Facility), Bayside Wet Weather Facilities, and Wastewater Collection System (collectively, the Facility) is summarized in Table 1 and in Fact Sheet (Attachment F) sections I and II.

## II. FINDINGS

The California Regional Water Quality Control Board, San Francisco Bay Region (Regional Water Board), finds:

- A. Legal Authorities.** This Order serves as WDRs pursuant to California Water Code article 4, chapter 4, division 7 (commencing with § 13260). This Order is also issued pursuant to federal Clean Water Act (CWA) section 402 and implementing regulations adopted by U.S. EPA, and Water Code chapter 5.5, division 7 (commencing with § 13370). It shall serve as an NPDES permit for point source discharges from the Facility to surface waters.
- B. Background and Rationale for Requirements.** The Regional Water Board developed the requirements in this Order based on information the Discharger submitted as part of its application, information obtained through monitoring and reporting programs, and other available information. The Fact Sheet (Attachment F) contains background information and rationale for the requirements in this Order and is hereby incorporated into and constitutes findings for this Order. Attachments A through E, G, and H are also incorporated into this Order.
- C. Provisions and Requirements Implementing State Law.** No provisions and requirements in this Order are included to implement State law only.
- D. Notification of Interested Parties.** The Regional Water Board notified the Discharger and interested agencies and persons of its intent to prescribe these WDRs and provided an opportunity to submit written comments and recommendations. The Fact Sheet provides details regarding the notification.
- E. Consideration of Public Comment.** The Regional Water Board, in a public meeting, heard and considered all comments pertaining to the discharge. The Fact Sheet provides details regarding the public hearing.

**THEREFORE, IT IS HEREBY ORDERED** that Order No. R2-2008-0007 (previous order) is rescinded upon the effective date of this Order except for enforcement purposes, and, in order to meet the provisions of Water Code division 7 (commencing with § 13000) and regulations adopted thereunder, and the provisions of the CWA and regulations and guidelines adopted thereunder, the Discharger shall comply with the requirements in this Order. This action in no way prevents the Regional Water Board from taking enforcement action for past violations of the previous order.

### III. DISCHARGE PROHIBITIONS

- A. Discharge of treated wastewater at a location or in a manner different from that described in this Order is prohibited.
- B. Discharge at Discharge Point No. 001 is prohibited when treated wastewater does not receive a dilution of at least 231:1, as modeled. Compliance shall be achieved by proper operation and maintenance of the discharge outfall to ensure that it (or its replacement, in whole or part) is in good working order and is consistent with or can achieve better mixing than that described in Fact Sheet section IV.C.4.a. The Discharger shall address measures taken to ensure this in its application for permit reissuance.
- C. The bypass of untreated or partially-treated wastewater to waters of the United States is prohibited, except during wet weather (as defined in Attachment A) and as provided for in the conditions stated in Attachment D section I.G.
- D. Except during wet weather, discharges from Discharge Point Nos. 002 through 043 are prohibited.
- E. Average dry weather effluent flow in excess of 85.4 MGD is prohibited at Discharge Point No. 001. Average dry weather effluent flow shall be determined from three consecutive dry weather months each year, with compliance measured at Monitoring Location EFF-001A as described in the Monitoring and Reporting Program (MRP).
- F. Any sanitary or combined sewer discharge of untreated or partially-treated wastewater to waters of the United States not expressly authorized by this Order is prohibited.

### IV. EFFLUENT LIMITATIONS AND DISCHARGE SPECIFICATIONS

#### A. Effluent Limitations—Dry Weather

- 1. During dry weather, the Discharger shall comply with the following effluent limitations at Discharge Point No. 001, with compliance measured at Monitoring Location EFF-001A as described in the MRP.

**Table 4. Effluent Limitations—Dry Weather**

Parameter	Units	Effluent Limitations				
		Average Monthly	Average Weekly	Maximum Daily	Instantaneous Minimum	Instantaneous Maximum
Biochemical Oxygen Demand, 5-day @ 20°C (BOD <sub>5</sub> )	mg/L	30	45	---	---	---
Total Suspended Solids (TSS)	mg/L	30	45	---	---	---
Oil and Grease	mg/L	10	---	20	---	---
pH <sup>[1]</sup>	s.u.	---	---	---	6.0	9.0
Total Residual Chlorine	mg/L	---	---	---	---	0.0 <sup>[2]</sup>
Copper, Total Recoverable	µg/L	53	---	76	---	---
Cyanide, Total	µg/L	20	---	43	---	---
Dioxin-TEQ	µg/L	1.4 x 10 <sup>-8</sup>	---	2.8 x 10 <sup>-8</sup>	---	---
1,2-Diphenylhydrazine	µg/L	5.4	---	11	---	---

Parameter	Units	Effluent Limitations				
		Average Monthly	Average Weekly	Maximum Daily	Instantaneous Minimum	Instantaneous Maximum
Total Ammonia, as N	mg/L	190	---	290	---	---

Unit Abbreviations:

mg/L = milligrams per liter  
 µg/L = micrograms per liter  
 s.u. = standard units  
 % = percent

Footnotes:

- <sup>[1]</sup> If the Discharger monitors pH continuously, pursuant to 40 C.F.R. section 401.17 the Discharger shall be in compliance with this pH limitation provided that both of the following conditions are satisfied: (i) the total time during which the pH is outside the required range shall not exceed 7 hours and 26 minutes in any calendar month; and (ii) no individual excursion from the required pH range shall exceed 60 minutes.
- <sup>[2]</sup> Effluent residual chlorine concentrations shall be monitored continuously or, at a minimum, every hour. The Discharger shall report for each day the maximum residual chlorine concentration observed following dechlorination using all values measured during that day. However, if monitoring continuously, for the purpose of mandatory minimum penalties required by Water Code section 13385(i), compliance shall be based only on discrete readings from the continuous monitoring every hour on the hour. The Discharger shall retain continuous monitoring readings for at least three years. The Regional Water Board reserves the right to use all continuous monitoring data for discretionary enforcement.

The Discharger may elect to use a continuous on-line monitoring system for measuring or determining that residual dechlorinating agent is present. This monitoring system may be used to prove that anomalous residual chlorine exceedances measured by on-line chlorine analyzers are false positives and are not violations of this total residual chlorine limit because it is chemically improbable to have chlorine present in the presence of sodium bisulfite.

2. **Percent Removal.** During dry weather, the average monthly percent removal of biochemical oxygen demand (BOD<sub>5</sub>) and total suspended solids (TSS) at Discharge Point No. 001 shall not be less than 85 percent (i.e., in each calendar month, the arithmetic mean of BOD<sub>5</sub> and TSS, by concentration, for effluent samples collected at Monitoring Location EFF-001A as described in the MRP shall not exceed 15 percent of the arithmetic mean of the BOD<sub>5</sub> and TSS, by concentration, for influent samples collected at Monitoring Location INF-001 as described in the MRP at approximately the same times during the same period).
3. **Bacteria.** Dry weather discharges at Discharge Point No. 001, with compliance measured at Monitoring Location EFF-001A as described in the MRP, shall meet the following limitations:
  - a. **Enterococcus.** The geometric mean enterococcus bacteria concentration of all samples in a calendar month shall not exceed 35 most probable number per 100 milliliters (MPN/100 mL).
  - b. **Fecal Coliform.** The median fecal coliform density of all samples in any calendar month shall not exceed 500 MPN/100 mL, and no more than 10 percent of the samples in any calendar month shall contain a fecal coliform density equal to or greater than 1,100 MPN/100 mL.
4. **Whole Effluent Acute Toxicity.** During dry weather, discharges at Discharge Point No. 001 shall comply with the following limitations, with compliance measured at Monitoring Location EFF-001A as described in the MRP:



- a. An 11-sample median value of not less than 90 percent survival; and
- b. An 11-sample 90th percentile value of not less than 70 percent survival.

These acute toxicity limitations are defined as follows:

- **11-sample median.** A bioassay test showing survival of less than 90 percent represents a violation of this effluent limit if five or more of the past ten or fewer bioassay tests also show less than 90 percent survival.
- **11-sample 90<sup>th</sup> percentile.** A bioassay test showing survival of less than 70 percent represents a violation of this effluent limit if one or more of the past ten or fewer bioassay tests also show less than 70 percent survival.

Bioassays shall be performed using the most up-to-date U.S. EPA protocols and species as specified in the MRP. If these protocols prove unworkable, the Executive Officer and the Environmental Laboratory Accreditation Program may grant exceptions in writing upon the Discharger’s request with justification.

If the Discharger can demonstrate that toxicity exceeding the levels cited above is caused by ammonia and that the ammonia in the discharge complies with the ammonia effluent limits in Section IV.A.1 of this Order, then such toxicity does not constitute a violation of this effluent limitation.

- 5. **Whole Effluent Chronic Toxicity.** During dry weather, discharges at Discharge Point No. 001, with compliance measured at Monitoring Location EFF-001A as described in the MRP, shall not contain chronic toxicity at a level that would cause or contribute to toxicity in the receiving water. Chronic toxicity is a detrimental biological effect on growth rate, reproduction, fertilization success, larval development, or any other relevant measure of the health of an organism population or community. Compliance with this limit shall be determined by analysis of indicator organisms and toxicity tests as described in the MRP.

**B. Effluent Limitations—Wet Weather**

During wet weather, the Discharger shall comply with the following effluent limitations at Discharge Point Nos. 001 through 006, with compliance measured at Monitoring Locations EFF-001B, EFF-002, and EFF-003 as described in the MRP. Provision VI.C.5 of this Order imposes additional technology-based and water quality-based wet weather requirements.

**Table 5. Effluent Limitations—Wet Weather**

Parameter	Units	Effluent Limitations	
		Monthly Geometric Mean	Instantaneous Maximum
Total Residual Chlorine	mg/L	---	0.0 <sup>[1]</sup>
Enterococcus	MPN/100 mL	35 <sup>[2]</sup>	---

Unit Abbreviation:

mg/L = milligrams per liter

Footnote:

<sup>[1]</sup> Effluent residual chlorine concentrations shall be monitored continuously or, at a minimum, every hour. The Discharger shall report for each day the maximum residual chlorine concentration observed following dechlorination using all values measured during that day. However, if monitoring continuously, for the purpose of mandatory minimum penalties required by Water Code section 13385(i),

compliance shall be based only on discrete readings from the continuous monitoring every hour on the hour. The Discharger shall retain continuous monitoring readings for at least three years. The Regional Water Board reserves the right to use all continuous monitoring data for discretionary enforcement.

The Discharger may elect to use a continuous on-line monitoring system for measuring or determining that residual dechlorinating agent is present. This monitoring system may be used to prove that anomalous residual chlorine exceedances measured by on-line chlorine analyzers are false positives and are not violations of this total residual chlorine limit because it is chemically improbable to have chlorine present in the presence of sodium bisulfite.

- <sup>[2]</sup> Data from both wet and dry weather shall be included when calculating the geometric mean for compliance with this monthly wet weather limitation. For days with discharge but no sampling, the enterococcus densities shall be assumed to be the same as the densities of the most recent discharge samples. For days with no discharge, enterococcus densities shall be assumed to be 1 MPN/100 mL for calculational purposes.

## V. RECEIVING WATER LIMITATIONS

- A. The discharge shall not cause the following conditions to exist in receiving waters at any place outside the near-field mixing zone (i.e., where mixing is not controlled by effluent discharge momentum and buoyancy):
1. Floating, suspended, or deposited macroscopic particulate matter or foams;
  2. Bottom deposits or aquatic growths to the extent that such deposits or growths cause nuisance or adversely affect beneficial uses;
  3. Alteration of temperature, turbidity, or apparent color beyond present natural background levels;
  4. Visible, floating, suspended, or deposited oil or other products of petroleum origin; or
  5. Toxic or other deleterious substances in concentrations or quantities that cause deleterious effects on wildlife, waterfowl, or other aquatic biota, or render any of these unfit for human consumption, either at levels created in the receiving waters or as a result of biological concentration.
- B. The discharge shall not cause the following limits to be exceeded in receiving waters at any place within one foot of the water surface outside the near-field mixing zone (i.e., where mixing is not controlled by effluent discharge momentum and buoyancy):
1. Dissolved Oxygen                      5.0 mg/L, minimum  
  
The median dissolved oxygen concentration for any three consecutive months shall not be less than 80% of the dissolved oxygen content at saturation. When natural factors cause concentrations less than that specified above, the discharge shall not cause further reduction in ambient dissolved oxygen concentrations.
  2. Dissolved Sulfide                      Natural background levels
  3. pH    The pH shall not be depressed below 6.5 or raised above 8.5. The discharge shall not cause changes greater than 0.5 pH units in normal ambient pH levels.

4. Nutrients Waters shall not contain biostimulatory substances in concentrations that promote aquatic growths to the extent that such growths cause nuisance or adversely affect beneficial uses.

- C. The discharge shall not cause a violation of any water quality standard for receiving waters adopted by the Regional Water Board or State Water Board as required by the CWA and regulations adopted thereunder (including the *Combined Sewer Overflow (CSO) Control Policy*) outside near-field mixing zones (i.e., where mixing is not controlled by effluent discharge momentum and buoyancy). If more stringent water quality standards are promulgated or approved pursuant to CWA section 303, or amendments thereto, the Regional Water Board may revise or modify this Order in accordance with the more stringent standards.

## VI. PROVISIONS

### A. Standard Provisions

1. The Discharger shall comply with all “Standard Provisions” in Attachment D.
2. The Discharger shall comply with all applicable provisions of the “Regional Standard Provisions, and Monitoring and Reporting Requirements for NPDES Wastewater Discharge Permits” (Attachment G). Attachment G provisions I.J (Storm Water) and III.A.3.c (Storm Water Monitoring) do not apply.

### B. Monitoring and Reporting

The Discharger shall comply with the MRP (Attachment E), and future revisions thereto, and applicable sampling and reporting requirements in Attachments D and G.

### C. Special Provisions

#### 1. Reopener Provisions

The Regional Water Board may modify or reopen this Order prior to its expiration date in any of the following circumstances as allowed by law:

- a. If present or future investigations demonstrate that the discharges governed by this Order have or will have a reasonable potential to cause or contribute to, or will cease to have, adverse impacts on water quality or beneficial uses of the receiving waters.
- b. If new or revised water quality objectives or total maximum daily loads (TMDLs) come into effect for San Francisco Bay and contiguous water bodies (whether statewide, regional, or site-specific). In such cases, effluent limitations in this Order may be modified as necessary to reflect the updated water quality objectives and wasteload allocations in the TMDLs. Adoption of the effluent limitations in this Order is not intended to restrict in any way future modifications based on legally-adopted water quality objectives or TMDLs, or as otherwise permitted under federal regulations governing NPDES permit modifications.
- c. If translator, dilution, or other water quality studies provide a basis for determining that a permit condition should be modified.

- d. If State Water Board precedential decisions, new policies, new laws, or new regulations are adopted.
- e. If an administrative or judicial decision on a separate NPDES permit or waste discharge requirements addresses requirements similar to this discharge.
- f. Or as otherwise authorized by law.

The Discharger may request a permit modification based on any of the circumstances above. With any such request, the Discharger shall include antidegradation and anti-backsliding analyses.

With the consent of the Discharger, the Executive Officer may make minor modifications to this Order for the purposes set forth in 40 C.F.R. section 122.63.

## 2. Effluent Characterization Study and Report

- a. **Study Elements.** The Discharger shall continue to characterize and evaluate the dry weather discharge from the following discharge point to verify that the “no” or “cannot determine” reasonable potential analysis conclusions of this Order remain valid and to inform the next permit reissuance. The Discharger shall collect representative samples at the monitoring stations set forth below, as defined in the MRP, at no less than the frequency specified below:

<u>Discharge Point</u>	<u>Monitoring Station</u>	<u>Minimum Frequency</u>
001	EFF-001A	Once per calendar year

The samples shall be analyzed for the priority pollutants listed in Attachment G, Table C, except for those priority pollutants with effluent limitations where the MRP already requires more frequent monitoring. Compliance with this requirement shall be achieved in accordance with the specifications of Attachment G, sections III.A.1 and III.A.2.

The Discharger shall evaluate on an annual basis if concentrations of any of these priority pollutants significantly increase over past performance. The Discharger shall investigate the cause of any such increase. The investigation may include, but need not be limited to, an increase in monitoring frequency, monitoring of internal process streams, and monitoring of influent sources. The Discharger shall establish remedial measures addressing any increase resulting in reasonable potential to cause or contribute to an exceedance of applicable water quality objectives during dry weather. This requirement may be satisfied through identification of the constituent as a “pollutant of concern” in the Discharger’s Pollutant Minimization Program, described in Provision VI.C.3.

### b. Reporting Requirements

- i. **Routine Reporting.** The Discharger shall, within 30 days of receipt of analytical results, report the following in the transmittal letter for the appropriate self-monitoring report:
  - (a) Indication that a sample for this characterization study was collected; and

(b) Identity of priority pollutants detected at or above applicable water quality criteria (see Fact Sheet Table F-9 for the criteria), and the detected concentrations of those pollutants.

ii. **Annual Reporting.** The Discharger shall summarize the annual data evaluation and source investigation in the annual self-monitoring report.

iii. **Final Report.** The Discharger shall submit a final report that presents all these data with the application for permit reissuance.

### 3. Pollutant Minimization Program

a. The Discharger shall continue to improve its existing Pollutant Minimization Program to promote minimization of pollutant loadings to the treatment plant and therefore to the receiving waters.

b. The Discharger shall submit an annual report no later than February 28 each year. Each annual report shall include at least the following information:

i. **Brief description of treatment plant.** The description shall include the service area and treatment plant processes.

ii. **Discussion of current pollutants of concern.** Periodically, the Discharger shall analyze its circumstances to determine which pollutants are currently a problem and which pollutants may be potential future problems. This discussion shall include the reasons for choosing the pollutants.

iii. **Identification of sources for pollutants of concern.** This discussion shall include how the Discharger intends to estimate and identify pollutant sources. The Discharger shall include sources or potential sources not directly within the ability or authority of the Discharger to control, such as pollutants in the potable water supply and air deposition.

iv. **Identification of tasks to reduce the sources of pollutants of concern.** This discussion shall identify and prioritize tasks to address the Discharger's pollutants of concern. The Discharger may implement the tasks by itself or participate in group, regional, or national tasks that address its pollutants of concern. The Discharger is strongly encouraged to participate in group, regional, or national tasks that address its pollutants of concern whenever it is efficient and appropriate to do so. An implementation timeline shall be included for each task.

v. **Outreach to employees.** The Discharger shall inform employees about the pollutants of concern, potential sources, and how they might be able to help reduce the discharge of these pollutants of concern into the Facility. The Discharger may provide a forum for employees to provide input.

vi. **Continuation of Public Outreach Program.** The Discharger shall prepare a pollution prevention public outreach program for its service area. Outreach may

include participation in existing community events, such as county fairs; initiating new community events, such as displays and contests during Pollution Prevention Week; conducting school outreach programs; conducting plant tours; and providing public information in newspaper articles or advertisements, radio or television stories or spots, newsletters, utility bill inserts, or web sites. Information shall be specific to target audiences. The Discharger shall coordinate with other agencies as appropriate.

**vii. Discussion of criteria used to measure Pollutant Minimization Program and task effectiveness.** The Discharger shall establish criteria to evaluate the effectiveness of its Pollutant Minimization Program. This discussion shall identify the specific criteria used to measure the effectiveness of each task in Provisions VI.C.3.b.iii, iv, v, and vi.

**viii. Documentation of efforts and progress.** This discussion shall detail all of the Discharger's Pollutant Minimization Program activities during the reporting year.

**ix. Evaluation of Pollutant Minimization Program and task effectiveness.** This Discharger shall use the criteria established in Provision VI.C.3.b.vii to evaluate the program and task effectiveness.

**x. Identification of specific tasks and timelines for future efforts.** Based on the evaluation, the Discharger shall explain how it intends to continue or change its tasks to more effectively reduce the amount of pollutants flowing to the Facility, and subsequently in its effluent.

- c.** The Discharger shall develop and conduct a Pollutant Minimization Program as further described below when there is evidence that a priority pollutant is present in the effluent above an effluent limitation (e.g., sample results reported as detected but not quantified [DNQ] when the effluent limitation is less than the method detection limit [MDL], sample results from analytical methods more sensitive than those methods required by this Order, presence of whole effluent toxicity, health advisories for fish consumption, or results of benthic or aquatic organism tissue sampling) and either:
- i.** A sample result is reported as DNQ and the effluent limitation is less than the Reporting Level (RL); or
  - ii.** A sample result is reported as not detected (ND) and the effluent limitation is less than the MDL using definitions in Attachment A and reporting protocols described in the MRP.
- d.** If triggered by the reasons set forth in Provision VI.C.3.c, above, the Discharger's Pollutant Minimization Program shall include, but not be limited to, the following actions and submittals:
- i.** Annual review and semi-annual monitoring of potential sources of the reportable priority pollutants, which may include fish tissue monitoring and other bio-uptake sampling, or alternative measures when source monitoring is unlikely to produce useful analytical data;

- ii. Quarterly monitoring for the reportable priority pollutants in the influent to the Facility. The Executive Officer may approve alternative measures when influent monitoring is unlikely to produce useful analytical data;
- iii. Submittal of a control strategy designed to proceed toward the goal of maintaining concentrations of the reportable priority pollutants in the effluent at or below the effluent limitation;
- iv. Implementation of appropriate cost-effective control measures for the reportable priority pollutants, consistent with the control strategy; and
- v. Inclusion of the following specific items within the annual report required by Provision VI.C.3.b above:
  - (a) All Pollutant Minimization Program monitoring results for the previous year;
  - (b) List of potential sources of the reportable priority pollutants;
  - (c) Summary of all actions undertaken pursuant to the control strategy; and
  - (d) Description of actions to be taken in the following year.

#### 4. Special Provisions for Municipal Facilities

- a. **Pretreatment Program.** The Discharger shall implement and enforce its approved pretreatment program in accordance with federal pretreatment regulations (40 C.F.R. part 403); pretreatment standards promulgated under CWA sections 307(b), 307(c), and 307(d); pretreatment requirements specified under 40 C.F.R. section 122.44(j); and the requirements in Attachment H, "Pretreatment Requirements." The Discharger's responsibilities include, but are not limited to, the following:
  - i. Enforcement of the National Pretreatment Standards of 40 C.F.R. sections 403.5 and 403.6;
  - ii. Implementation of its pretreatment program in accordance with legal authorities, policies, procedures, and financial provisions described in the National Pretreatment Program (40 C.F.R. part 403).
  - iii. Submission of reports to the State Water Board and the Regional Water Board as described in Attachment H.
  - iv. Evaluation of the need to revise local limits under 40 C.F.R. section 403.5(c)(1) and, within 180 days following the effective date of this Order, submission of a report describing the changes, with a plan and schedule for implementation. To ensure no significant increase in copper discharges, and thus compliance with antidegradation requirements, the Discharger shall not consider eliminating or relaxing local limits for copper.
- b. **Sludge and Biosolids Management**
  - i. All sludge and biosolids shall be disposed of, managed, or used in a municipal solid waste landfill; through land application; as a Class A compost; through a waste-to-

energy facility or another recognized and approved technology; in a sludge-only landfill; or in a sewage sludge incinerator in accordance with 40 C.F.R. part 503.

- ii. Sludge and biosolids treatment, storage, and disposal, or use, shall not create a nuisance, such as objectionable odors or flies, or result in groundwater contamination.
  - iii. The sludge and biosolids treatment and storage site shall have facilities adequate to divert surface runoff from adjacent areas, to protect site boundaries from erosion and rising sea levels, and to prevent any conditions that would cause drainage from the materials in the storage site. Adequate protection is defined as protection from at least a 100-year storm and the highest possible tidal stage that may occur.
  - iv. Sludge or biosolids disposed in a municipal solid waste landfill shall meet the requirements of 40 C.F.R. part 258. In the annual self-monitoring report, the Discharger shall provide the amount of sludge or biosolids disposed and indicate the landfill to which it was sent.
  - v. This Order does not authorize permanent onsite sludge or biosolids storage or disposal. A Report of Waste Discharge shall be filed and the site brought into compliance with all applicable regulations prior to commencement of any such activity.
- c. **Collection System Management.** The Discharger shall properly operate and maintain its entire collection system (see Provision VI.C.5 and Attachment D, section I.D). The Discharger shall report any noncompliance (see Attachment D, sections V.E.1 and V.E.2) and mitigate any discharge from its collection system that violates this Order (see Attachment D, section I.C).
- i. **Separate Sanitary Sewer System.** The *General Waste Discharge Requirements for Wastewater Collection Agencies* (General Collection System WDRs), State Water Board Order 2006-0003 DWQ as amended by State Water Board Order WQ 2008-0002-EXEC, has requirements for operation and maintenance of separate sanitary sewer collection systems and for reporting and mitigating sanitary sewer overflows from the separate sanitary sewer portion of the Discharger’s collection system. While the Discharger must comply with both the General Collection System WDRs and this Order, the General Collection System WDRs more clearly and specifically stipulate requirements for operation and maintenance and for reporting and mitigating sanitary sewer overflows. Implementation of the General Collection System WDRs for proper operation and maintenance and mitigation of sanitary sewer overflows will satisfy the corresponding federal NPDES requirements specified in Attachment D (as supplemented by Attachment G). Following the notification and reporting requirements in the General Collection System WDRs will satisfy NPDES the corresponding reporting requirements specified in Attachment D (as supplemented by Attachment G) for sanitary sewer overflows from the separate sanitary sewer portion of the collection system.
  - ii. **Combined Sewer System.** For purposes of this Order, a combined sewer system “excursion” is a release or diversion of untreated or partially-treated wastewater from



the combined sewer system that exits the system temporarily and then re-enters it. Excursions are caused by blockages or flow conditions within the publicly-owned portion of the combined sewer system and can occur in public rights of way or on private property. Excursions do not include releases from privately-owned sewer laterals or authorized combined sewer discharges from Discharge Point Nos. 009 through 043.

**(a) Excursion Database.** By January 1, 2014, the Discharger shall develop and maintain a database containing information about each excursion that occurs within the Southeast Plant's service area. The Discharger may limit these data to excursions occurring within the City and County of San Francisco. The Discharger may, at its option, include information concerning releases from private sewer laterals. The database shall contain the following information for each excursion:

- (1) Location, including latitude and longitude, street address (if available), zip code, cross street, and asset number;
- (2) Destination (if known), including whether the excursion was fully captured and returned to the combined sewer system and whether any portion of it entered a drainage channel or surface water;
- (3) Estimated volume, in gallons, including volume that reached a surface water or drainage channel and volume recovered (all spills to drainage channels or surface waters are subject to MRP section IX.B, which modifies Attachment G section V.E.2);
- (4) Date and time excursion was reported to the San Francisco Public Utilities Commission;
- (5) Operator arrival date and time;
- (6) End date and time of excursion, if known;
- (7) Source (e.g., manhole, catch basin, vent trap);
- (8) Cause (e.g., mainline blockage, roots, broken pipe);
- (9) Corrective actions taken, including steps taken or planned to reduce, eliminate, and prevent reoccurrence;
- (10) Parameters for which samples were analyzed and results (if applicable);
- (11) Whether the County Health Officer was notified and health warnings were posted (if known);
- (12) Whether a beach was affected and, if so, which one (if applicable);

(13) California Emergency Management Agency (CalEMA) control number, and date and time CalEMA was called (if applicable);

(14) Date and time County Health Officer was notified (if applicable).

If the Discharger chooses to include information regarding releases from private sewer laterals, it should also record responsible party contact information, if known.

**(b) Routine Reporting.** The Discharger shall report any excursion greater than 1,000 gallons, regardless of whether it enters a drainage channel or surface water, to the Regional Water Board and the San Francisco Department of Public Health not later than two hours after becoming aware of the discharge. The Discharger shall make this report as soon as (1) it has knowledge of the excursion, (2) reporting is possible, and (3) a report can be provided without impeding cleanup or other emergency measures. The Discharger shall report excursions by calling the Regional Water Board's spill hotline (currently 510-622-2369) and following standard procedures developed by the San Francisco Public Utilities Commission and the San Francisco Department of Public Health. (Spill to drainage channels or surface waters are subject to MRP section IX.B, which modifies Attachment G section V.E.2.)

**(c) Annual Report.** The Discharger shall submit a report no later than August 15 each year that compiles and summarizes information from the excursion database for the preceding 12 months ending June 30. Within the report, the Discharger shall review collection system performance, evaluate excursion trends in terms of time and location, summarize actions taken within the preceding year to minimize excursions, and identify specific tasks for the coming year to further minimize excursions.

**(d) Record Keeping.** The Discharger shall maintain documentation supporting the database records for at least three years following each excursion. The Executive Officer may extend this period if necessary. Documentation shall include, but need not be limited to, work orders and other maintenance records associated with responses and investigations. The Discharger shall make all excursion records available for review upon Regional Water Board staff request.

If the Discharger collects water quality samples for analysis, it shall maintain the following information:

- Date, exact place, and time of sampling or measurement;
- Individual who performed sampling or measurement;
- Date of analysis;
- Individual who performed analysis;
- Analytical technique or method used; and
- Analysis results.

## 5. Combined Sewer System Controls

The Discharger shall maximize flows to the Southeast Plant and pollutant removal during wet weather in accordance with the Nine Minimum Controls and the Discharger's Long-Term Control Plan.

- a. Combined Sewer Operations and Maintenance Plan.** The Discharger shall revise and update its *Combined Sewer Operations and Maintenance Plan* as necessary to ensure compliance with the Nine Minimum Controls and the Long-Term Control Plan requirements of the *Combined Sewer Overflow Control Policy*. The Discharger shall submit the updated plan by August 15, 2015, and following any subsequent revision.
- b. Nine Minimum Controls.** The Discharger shall continue implementing the following controls:
  - i. Conduct Proper Operations and Maintenance Programs.** The Discharger shall implement its *Combined Sewer Operations and Maintenance Plan*, which shall include the elements described below. The Discharger shall operate and maintain the system according to the plan and in accordance with Provision VI.C.4.c.ii of this Order. The Discharger shall maintain records to document plan implementation.
    - (a) Designate Manager for Combined Sewer Discharges and Overflows.** The Discharger shall designate a person to be responsible for the wastewater collection system and serve as the contact person regarding the operation of the combined sewer system. The Discharger shall notify the Regional Water Board within 90 days of the designation of a new contact person.
    - (b) Inspect and Maintain Combined Sewer System.** The Discharger shall properly operate and maintain the collection system and the combined sewer discharge outfalls to reduce the magnitude, frequency, and duration of combined sewer discharges. The Discharger shall perform the following:
      - Regularly clean sewers and catch basins, and repair or replace, as necessary, sewers and related equipment;
      - Disconnect any illegal connections;
      - Inspect and maintain discharge structures, regulators, pumping stations, and tide gates to ensure that they are in good working condition and adjusted to minimize combined sewer discharges, prevent combined sewer overflows, and prevent tidal inflow;
      - Inspect each combined sewer discharge outfall at least once per year. The inspection shall include, but not be limited to, entering the regulator structure, if accessible; determining the extent of any structural defect or debris and grit buildup; and removing any debris that may constrict flow, cause blockage, or result in a dry weather combined sewer overflow. For outfalls that are inaccessible, the Discharger may perform a visual check of the discharge pipe to determine whether combined sewer overflows have occurred or could potentially occur during dry weather; and

- Record all inspection results in a maintenance log.
- (c) **Provide Trained Staff.** The Discharger shall provide adequate staff to carry out the operation, maintenance, repair, and testing required to ensure compliance with the terms and conditions of this Order. The Discharger shall provide appropriate training for each staff member.
- (d) **Allocate Funds for Operation and Maintenance.** The Discharger shall allocate adequate funds for operation and maintenance activities.
- ii. **Maximize Use of Collection System for Storage.** The Discharger shall continue to maximize the use of the collection system (i.e., collection system piping, not only the storage/transport) for in-line storage to reduce the magnitude, frequency, and duration of combined sewer discharges.
- iii. **Review and Modify Pretreatment Program.** The Discharger shall continue to implement controls to minimize the impact of non-domestic discharges to its collection system. At three-year intervals, the Discharger shall re-evaluate whether additional modifications to its pretreatment program are feasible or practical. The Discharger shall maintain records to document this evaluation and implementation of controls.
- iv. **Maximize Flow to Southeast Plant and North Point Facility.** The Discharger shall operate the Southeast Plant at maximum treatable flow during wet weather. The Discharger shall ensure that the *Combined Sewer Operation and Maintenance Plan* is implemented to maximize the volume of wastewater treated at the Southeast Plant and the North Point Facility and discharged via deep water outfalls, consistent with the hydraulic capacities of the storage, transport, treatment, and disposal facilities. The Discharger shall report rainfall with the self-monitoring reports the MRP requires.
- v. **Prohibit Dry Weather Combined Sewer Overflows.** Dry weather combined sewer overflows from Discharge Point Nos. 002 through 043 are prohibited. The Discharger shall respond to dry weather combined sewer overflows in accordance with MRP section IX.B, which modifies Attachment G section V.E.2. During any dry weather combined sewer overflow, the Discharger shall inspect the overflow point each day until the overflow stops. The Discharger shall document in the inspection log each combined sewer overflow event, its duration, its cause, and the corrective measures taken.
- vi. **Control Solid and Floatable Materials in Combined Sewer Discharges.** The Discharger shall continue to implement measures to control solid and floatable materials in combined sewer discharges, including the following:
- (a) Ensuring that overflow structures are baffled or using other means to reduce the volume of floatable materials in combined sewer discharges, and

(b) Removing solid or floatable materials captured in the storage/transport prior to discharge.

**vii. Develop and Implement Pollution Prevention Program.** The Discharger shall continue to implement a Pollution Prevention Program focused on reducing the impact of combined sewer discharges and overflows on receiving waters. It shall develop and implement this program in accordance with Provision VI.C.3.

The Discharger shall also continue to implement a street sweeping program and clean catch basins at a frequency sufficient to prevent large accumulations of pollutants and debris.

**viii. Notify Public of Combined Sewer Discharges.** The Discharger shall continue to implement a public notification plan to inform citizens of when and where combined sewer discharges occur. The plan shall include the following:

- (a) A mechanism to alert persons using receiving waters affected by combined sewer discharges for recreation; and
- (b) A system to determine the nature and duration of conditions resulting from combined sewer discharges potentially harmful to receiving water users.

Warning signs shall be posted at beach locations where water contact recreation occurs whenever a combined sewer discharge occurs that could affect recreational users at that location. Warning signs shall be posted on the same day as the combined sewer discharge event unless the combined sewer discharge occurs after 4:00 p.m., in which case, signs shall be posted by 8:00 a.m. the next day. The Discharger shall maintain records documenting public notification.

**ix. Monitor to Characterize Wet Weather Discharge Impacts and Efficacy of Controls.** The Discharger shall continue monitoring wet weather discharges to characterize their impacts and the efficacy of wet weather discharge controls. The monitoring shall build upon the efforts and results the Discharger described in *Special Study: Overflow Impacts and Efficacy of Combined Sewer Overflow Controls for the San Francisco Bayside System, Southeast Water Pollution Control Plant, North Point Wet Weather Facility and Bayside Wet Weather Facilities* (June 29, 2012).

(a) **Monitoring Requirements.** Compliance with the following monitoring requirements shall be achieved in accordance with the specifications of Attachment D, section III, and Attachment G, sections III.A.1 and III.A.2. Samples shall be composites comprised of individual grab samples collected at equal intervals of no more than one hour for the duration of each discharge event, but not exceeding 24 hours. If an event does not last at least 24-hours, the Discharger shall sample for as long as possible and report the duration.

(1) **Southeast Plant and North Point Facility Discharges.** When Southeast Plant or North Point Facility discharges occur during wet weather, the Discharger shall collect effluent samples representing Discharge Point Nos. 001 through 006 at Monitoring Locations EFF-001B, EFF-002, and

EFF-003, as defined in the MRP. In addition to the monitoring required in MRP Table E-4, the Discharger shall monitor for the priority pollutants listed in Attachment G, Table C, at least once per year.

**(2) Combined Sewer Discharges.** The Discharger shall collect effluent samples representing Discharge Point Nos. 009 through 043 at Monitoring Locations CSD-010 through CSD-043, as defined in the MRP. The Discharger shall collect samples at a monitoring location whenever a combined sewer discharge event of at least one hour in duration occurs at that location (and may also collect samples representing shorter events). In addition to the monitoring required in MRP Table E-5, the Discharger shall monitor each sample for the following:

- total suspended solids
- settleable matter
- pH
- metals (arsenic, cadmium, copper, lead, nickel, selenium, silver, and zinc)
- cyanide
- ammonia (total)

The Discharger shall also monitor a combined sewer discharge at Monitoring Location CSD-41 for the remaining priority pollutants listed in Attachment G, Table C, at least once per year.

**(3) Shoreline Monitoring.** The Discharger shall collect shoreline receiving water grab samples at Monitoring Locations S-202.4, S-202.5, S-210, S-211, S-300.1, S-301.1, and S-301.2, as defined in the MRP. In addition to the monitoring required in MRP Table E-6, the Discharger shall monitor enterococcus and fecal coliform at a frequency sufficient to characterize ambient conditions (e.g., weekly).

#### **(b) Reporting Requirements**

**(1) Routine Reporting.** The Discharger shall, within 60 days of receipt of analytical results, indicate in the transmittal letter for the appropriate self-monitoring report that a sample for this study was collected.

**(2) Final Report.** The Discharger shall report its findings by September 30, 2017. The report shall include the following:

- All wet weather discharge monitoring data collected, including acute toxicity data (the Discharger shall include data that do not necessarily conform to the test procedures in 40 C.F.R. part 136 and explain these circumstances to provide context for data interpretation);
- All shoreline monitoring data collected and any discharge-related beach closures;

- Updated water contact recreational use surveys, focusing particularly on recreational use following combined sewer discharge events;
  - Evaluation of combined sewer discharge control efficacy (e.g., using TSS as a proxy for pollutant removal efficiency); and
  - Evaluation of combined sewer discharge impacts (e.g., comparing average and maximum discharge and receiving water monitoring data with water quality objectives, translated as appropriate using available metals translators and water effects ratios).
- c. Long-Term Control Plan.** The Discharger shall comply with the following provisions, consistent with implementation of its Long-Term Control Plan.
- i.** The Discharger shall optimize system operations to minimize combined sewer discharges and maximize pollutant removal during wet weather.
  - ii.** The Discharger shall capture for treatment, or storage and subsequent treatment, 100 percent of the combined sewage flow collected in the combined sewage system during precipitation events. Captured combined sewage shall be directed to either the Southeast Plant, the North Point Facility, or the storage/transport. All combined sewage captured shall receive a minimum of the following treatment:
    - (a)** Secondary treatment,
    - (b)** Primary treatment, or
    - (c)** Equivalent-to-primary treatment (in storage/transport).
  - iii.** The Discharger shall operate the wet weather facilities as set forth below. If the Discharger can demonstrate (e.g., through modeling conducted as part of its Sewer System Improvement Program) that changes to these operating parameters will result in additional storage or treatment, it may implement such changes. Written acknowledgement that the Executive Officer concurs with the Discharger's demonstration must be obtained prior to implementation.
    - (a) North Shore Drainage Basin.** Activation and operation of the North Point Facility shall depend on rainfall, forecasts, and storage conditions in the North Shore Drainage Basin and the Central Drainage Basin.
      - The North Point Facility shall be activated when the level of combined sewage and stormwater in the North Shore Storage/Transport Box is at 200 inches.
      - The North Point Facility shall be activated to treat 135 to 145 MGD of combined in-flow within 60 minutes of any combined sewer discharge through Discharge Point Nos. 013 to 017.

- The North Point Facility shall remain operational as long as necessary to minimize the likelihood of storage/transport combined sewer discharges in the Central or Southeast Drainage Basins.

**(b) Central Drainage Basin.** Activation and operation of the Channel Pump Station shall depend on rainfall, forecasts, and storage conditions in the Central Drainage Basin and the Southeast Drainage Basin.

- The Channel Pump Station shall pump 80 MGD to the Southeast Plant or Southeast Plant influent shall be at 250 MGD (from the Channel and Flynn Pump Stations and the Southeast Plant Lift Station) before there is any storage/transport combined sewer discharge to Mission Creek (Discharge Point Nos. 022 to 027).
- Flow from the Channel Pump Station to the Southeast Plant may be reduced to prevent a combined sewer discharge from the Southeast Drainage Basin storage/transport structures if the flows between the Central Drainage Basin structures and the Southeast Drainage Basin structures (Griffith Pump Station and/or Flynn Pump Station) become unbalanced, e.g., Griffith and/or Flynn storage levels continue to rise while the Southeast Plant is at maximum flow.
- The Mariposa Pump Station shall be operated at design capacity prior to any combined sewer discharge through Discharge Point No. 029.
- The 20th St. Pump Station shall be operated at design capacity prior to any combined sewer discharge through Discharge Point 030 or 030A.

**(c) Southeast Drainage Basin.** Southeast Plant operation shall depend on rainfall, forecasts, and storage conditions in the Central Drainage Basin and the Southeast Drainage Basin. The Southeast Plant shall have an influent flow of 240 to 250 MGD prior to any combined sewer discharge into Islais Creek from Discharge Point Nos. 031 through 035.

- The Griffith Pump Station shall be operated at design capacity prior to any combined sewer discharge through Discharge Point Nos. 040 through 042. Flows from the Griffith Pump Station to the Southeast Plant may be reduced to maximize storage in the Southeast Drainage Basin if flows between the Central Drainage Basin and the Southeast Drainage Basin become unbalanced (e.g., if unused storage capacity exists in the Southeast Drainage Basin while the Southeast Plant is at maximum flow).
- The Sunnydale Pump Station shall be operated at design capacity prior to any combined sewer discharge through Discharge Point No. 043. Flows from the Sunnydale Pump Station to the Griffith Pump Station may be reduced to maximize storage in the Southeast Drainage Basin if flows between the Central Drainage Basin and the Southeast Drainage Basin become unbalanced (e.g., if unused storage capacity exists in the Southeast Drainage Basin while the Southeast Plant is at maximum flow).



- iv.** The Discharger shall comply with the following after rains subside:
- (a)** Treatment at the Southeast Plant and North Point Facility shall continue until North Shore, Central, and Southeast Drainage Basin storage/transporters are essentially empty of stormwater flows.
  - (b)** If the National Weather Service predicts a 30 percent or greater chance of rain within the next 24 hours, the following provisions shall apply:
    - Pumping shall occur until the wastewater level in the Channel Pump Station Box is between 100 to 150 inches,
    - Pumping shall occur until the wastewater level in the North Shore Box is at 100 inches, and
    - Pumping shall occur until the Islais Creek storage is essentially empty.
  - (c)** If the National Weather Service predicts a less than 30 percent chance of rain within the next 24 hours, the following provisions shall apply:
    - Pumping shall occur until the wastewater level in the Channel Pump Station Box is below 150 inches,
    - Pumping shall occur until the wastewater level in the North Shore Box is below 150 inches, and
    - Pumping shall occur until the Islais Creek storage is essentially empty.
- v.** By March 30, 2018, the Discharger shall synthesize and update its Long-Term Control Plan into one document that reflects current circumstances. The synthesis and update shall include the following elements.
- (a)** The Long-Term Control Plan shall continue to reflect the historical long-term average annual design goals for combined sewer discharges:
    - Four combined sewer discharge events along the North Shore (Discharge Point Nos. 009 through 017);
    - Ten combined sewer discharge events within the Central Basin (Discharge Point Nos. 018 through 036); and
    - One combined sewer discharge event along the Southeast Sector (Discharge Point Nos. 037 through 043).
  - (b)** The Discharger shall set forth operational requirements similar to those listed in Provisions VI.C.5.c.iii and VI.C.5.c.iv, above, to optimize system operations so as to maximize pollutant removal during wet weather and minimize combined sewer discharges.

- (c) The Discharger shall set forth additional measures, to the extent technically and economically feasible, to maximize pollutant removal and minimize combined sewer discharges (e.g., implementing and promoting green infrastructure and low impact development that enhances stormwater detention and percolation).
  - (d) The Discharger shall develop and propose a metric to evaluate the performance of its wet weather disinfection systems for Discharge Point Nos. 001 through 006.
  - (e) The Discharger shall propose a plan for post-construction compliance monitoring of all wet weather discharges consistent with the *Combined Sewer Overflow Control Policy*.
- vi. The Discharger shall submit a report implementing *Combined Sewer Overflow Control Policy* section II.C.3, “Consideration of Sensitive Areas.” At a minimum, the Discharger shall explore how it could eliminate or relocate combined sewer discharges that discharge to sensitive areas. The Discharger shall base its assessment on any new or improved techniques (including but not limited to green infrastructure and low impact development) that can reduce, eliminate, or relocate combined sewer discharges from sensitive areas. The Discharger shall submit the report with its application for permit reissuance.
- d. If the Executive Officer determines that the Discharger has caused a violation of any water quality standard for receiving waters, the Discharger shall evaluate its Long-Term Control Plan and its Combined Sewer Operations and Maintenance Plan, and submit a report identifying additional measures, considering its financial capabilities, to address the violation. The report shall include information on the technical and economic feasibility of the additional measures. The Discharger shall submit this report within 180 days after the Executive Officer provides notification of the violation, and the Discharger shall begin implementing the additional measures described in the report, as may be modified by the Executive Officer, within 60 days after report submittal.

**6. Other Special Provisions**

- a. **Copper Action Plan.** The Discharger shall implement pretreatment, source control, and pollution prevention for copper in accordance with the following tasks and time schedule.

**Table 6. Copper Action Plan**

Task	Compliance Date
<p><b>1. Review Potential Copper Sources</b>                      The Discharger shall submit an inventory of potential copper sources to the treatment plant.</p>	<p><i>Completed June 2009</i></p>
<p><b>2. Implement Copper Control Program</b>                      The Discharger shall submit a plan for and begin implementation of a program to reduce copper sources identified in Task 1. The plan shall consist, at a minimum, of the following elements:</p> <ul style="list-style-type: none"> <li>a. Provide education and outreach to the public (e.g., focus on proper pool and spa maintenance and plumbers’ roles in reducing corrosion);</li> <li>b. If corrosion is determined to be a significant copper source, work cooperatively with local water purveyors to reduce and control water</li> </ul>	<p><i>Completed February 2011</i></p>

Task	Compliance Date
corrosivity, as appropriate, and ensure that local plumbing contractors implement best management practices to reduce corrosion in pipes; and c. Educate plumbers, designers, and maintenance contractors for pools and spas to encourage best management practices that minimize copper discharges.	
<b>3. Implement Additional Measures</b> If the Regional Water Board notifies the Discharger that the three-year rolling mean copper concentration in Central or Lower San Francisco Bay exceeds 2.2 µg/L, then within 90 days of the notification, the Discharger shall evaluate the effluent copper concentration trend and, if it is increasing, develop and begin implementation of additional measures to control copper discharges. The Discharger shall report on the progress and effectiveness of actions taken, and provide a schedule for actions to be taken in the next 12 months.	With annual pollution prevention report due February 28 following 90 days after notification
<b>4. Undertake Studies to Reduce Copper Pollutant Impact Uncertainties.</b> The Discharger shall submit an updated study plan and schedule to conduct or cause to be conducted technical studies to investigate possible copper sediment toxicity and to investigate sub-lethal effects on salmonids. Specifically, the Discharger shall include the manner in which the above will be accomplished and describe the studies to be performed with an implementation schedule. To satisfy this requirement, the Discharger may collaborate and conduct these studies as a group.	<i>Completed January 2011</i>
<b>5. Report Status of Copper Control Program.</b> The Discharger shall submit an annual report documenting copper control program implementation and addressing the effectiveness of the actions taken, including any additional copper controls required by Task 3 above, and provide a schedule for actions to be taken in the next 12 months. Additionally, the Discharger shall report the findings and results of the studies completed, planned, or in progress under Task 4. Regarding Task 4 studies, dischargers may collaborate and provide this information in a single report to satisfy this requirement for an entire group.	With annual pollution prevention report due February 28 each year

**b. Cyanide Action Plan.** The Discharger shall implement monitoring and surveillance, pretreatment, source control and pollution prevention for cyanide in accordance with the following tasks and time schedule.

**Table 7. Cyanide Action Plan**

Task	Compliance Date
<b>1. Review Potential Cyanide Sources</b> The Discharger shall submit an inventory of potential cyanide sources to the treatment plant. If no cyanide sources are identified, Tasks 2 and 3 are not required, unless the Discharger receives a request to discharge detectable levels of cyanide to the sewer. If so, the Discharger shall notify the Executive Officer and implement Tasks 2 and 3.	<i>Completed June 2008</i>
<b>2. Implement Cyanide Control Program</b> The Discharger shall submit a plan and begin implementation of a program to minimize cyanide discharges to its treatment plant consisting, at a minimum, of the following elements: a. Inspect each potential source to assess the need to include that source in the control program. b. Inspect contributing sources included in the control program annually.	<i>Completed February 2011</i>

Task	Compliance Date
<p>Inspection elements may be based on U.S. EPA guidance, such as Industrial User Inspection and Sampling Manual for POTWs (EPA 831-B-94-01).</p> <p>c. Develop and distribute educational materials to sources and potential sources regarding the need to prevent cyanide discharges.</p> <p>d. Prepare an emergency monitoring and response plan to be implemented if a significant cyanide discharge occurs.</p> <p>For purposes of this Order, a “significant cyanide discharge” is occurring if cyanide is found in the Southeast Plant’s influent above 21 µg/L.</p>	
<p><b>3. Implement Additional Cyanide Control Measures</b>                      If the Regional Water Board notifies the Discharger that ambient monitoring shows cyanide concentrations are 1.0 µg/L or higher in the main body of San Francisco Bay, then within 90 days of the notification, the Discharger shall commence actions to identify and abate cyanide sources responsible for the elevated ambient concentrations, and shall report on the progress and effectiveness of actions taken, and provide a schedule for actions to be taken in the next 12 months.</p>	<p>With next annual pollution prevention report due February 28 (at least 90 days following notification)</p>
<p><b>4. Report Status of Cyanide Control Program</b>                      The Discharger shall submit an annual report documenting cyanide control program implementation and addressing the effectiveness of actions taken, including any additional cyanide controls required by Task 3, above, and provide a schedule for actions to be taken in the next 12 months.</p>	<p>With annual pollution prevention report due February 28 each year</p>

- c. Standard Operating Procedures for Resource Recovery.** If the Discharger receives hauled-in anaerobically-digestible material for injection into an anaerobic digester, the Discharger shall notify the Regional Water Board and develop and implement Standard Operating Procedures for this activity. The Standard Operating Procedures shall be developed by February 1, 2014, or prior to initiation of hauling. The Standard Operating Procedures shall address material handling, including unloading, screening or other processing prior to anaerobic digestion, and transportation; spill prevention; spill response; avoidance of the introduction of materials that could cause interference, pass through, or upset of the treatment processes; avoidance of prohibited material; vector control; odor control; operation and maintenance; and the disposition of any solid waste segregated from introduction to the digester. The Discharger shall provide training to its staff on the Standard Operating Procedures and shall maintain records for a minimum of three years for each load received, describing the hauler, waste type, and quantity received. In addition, the Discharger shall maintain records for a minimum of three years for the disposition location and quantity of cumulative pre-digestion segregated solid waste hauled offsite.

## **ATTACHMENT A – DEFINITIONS**

### **Arithmetic Mean ( $\mu$ )**

Also called the average, the sum of measured values divided by the number of samples. For ambient water concentrations, the arithmetic mean is calculated as follows:

$$\text{Arithmetic mean} = \mu = \Sigma x / n \quad \text{where: } \Sigma x \text{ is the sum of the measured ambient water concentrations, and } n \text{ is the number of samples.}$$

### **Average Monthly Effluent Limitation (AMEL)**

The highest allowable average of daily discharges over a calendar month, calculated as the sum of all daily discharges measured during a calendar month divided by the number of daily discharges measured during that month.

### **Average Weekly Effluent Limitation (AWEL)**

The highest allowable average of daily discharges over a calendar week (Sunday through Saturday), calculated as the sum of all daily discharges measured during a calendar week divided by the number of daily discharges measured during that week.

### **Bioaccumulative**

Taken up by an organism from its surrounding medium through gill membranes, epithelial tissue, or from food and subsequently concentrated and retained in the body of the organism.

### **Carcinogenic**

Known to cause cancer in living organisms.

### **Coefficient of Variation**

Measure of data variability calculated as the estimated standard deviation divided by the arithmetic mean of the observed values.

### **Combined Sewer Discharge**

Authorized discharge during a wet weather day from an approved combined sewer discharge point. Refer to Table 2 of the Order for a list of approved combined sewer discharge points.

### **Combined Sewer Discharge Event**

Wet weather event that results in an authorized discharge from one or more approved combined sewer discharge points. A discrete combined sewer discharge event is separated by at least six hours from any other combined sewer discharge event. Refer to Table 2 of the Order for a list of approved combined sewer discharge points.

### **Combined Sewer System Excursion**

Release or diversion of untreated or partially treated wastewater from the combined sewer system that exits the system temporarily and then re-enters it. Excursions do not include releases from privately owned sewer laterals, or authorized combined sewer discharges.

### **Daily Discharge**

Either: (1) the total mass of the constituent discharged over the calendar day (12:00 am through 11:59 pm) or any 24-hour period that reasonably represents a calendar day for purposes of sampling (as specified in the permit) for a constituent with limitations expressed in units of mass; or (2) the

unweighted arithmetic mean measurement of the constituent over the day for a constituent with limitations expressed in other units of measurement (e.g., concentration).

The daily discharge may be determined by the analytical results of a composite sample taken over the course of one day (a calendar day or other 24-hour period defined as a day) or by the arithmetic mean of analytical results from one or more grab samples taken over the course of the day.

For composite sampling, if 1 day is defined as a 24-hour period other than a calendar day, the analytical result for the 24-hour period is considered the result for the calendar day in which the 24-hour period ends.

**Detected, but Not Quantified (DNQ)**

Sample result less than the RL, but greater than or equal to the laboratory's MDL. Sample results reported as DNQ are estimated concentrations.

**Dilution Credit**

Amount of dilution granted to a discharge in the calculation of a water quality-based effluent limitation, based on the allowance of a specified mixing zone. It is calculated from the dilution ratio or determined by conducting a mixing zone study or modeling the discharge and receiving water.

**Dry Weather**

Any weather not defined as wet weather (determined on a day-by-day basis).

**Effluent Concentration Allowance (ECA)**

Value derived from the water quality criterion/objective, dilution credit, and ambient background concentration that is used, in conjunction with the CV for the effluent monitoring data, to calculate a long-term average (LTA) discharge concentration. The ECA has the same meaning as waste load allocation (WLA) as used in U.S. EPA guidance (*Technical Support Document For Water Quality-based Toxics Control*, March 1991, second printing, EPA/505/2-90-001).

**Enclosed Bay**

Indentation along the coast that encloses an area of oceanic water within a distinct headlands or harbor works. Enclosed bays include all bays where the narrowest distance between the headlands or outermost harbor works is less than 75 percent of the greatest dimension of the enclosed portion of the bay. Enclosed bays include, but are not limited to, Humboldt Bay, Bodega Harbor, Tomales Bay, Drake's Estero, San Francisco Bay, Morro Bay, Los Angeles-Long Beach Harbor, Upper and Lower Newport Bay, Mission Bay, and San Diego Bay. Enclosed bays do not include inland surface waters or ocean waters.

**Estimated Chemical Concentration**

Concentration that results from the confirmed detection of the substance below the ML value by the analytical method.

**Estuaries**

Waters, including coastal lagoons, located at the mouths of streams that serve as areas of mixing for fresh and ocean waters. Coastal lagoons and mouths of streams that are temporarily separated from the ocean by sandbars are considered estuaries. Estuarine waters are considered to extend from a bay or the open ocean to a point upstream where there is no significant mixing of fresh water and seawater.

Estuarine waters include, but are not limited to, the Sacramento-San Joaquin Delta, as defined in Water Code section 12220, Suisun Bay, Carquinez Strait downstream to the Carquinez Bridge, and appropriate areas of the Smith, Mad, Eel, Noyo, Russian, Klamath, San Diego, and Otay rivers. Estuaries do not include inland surface waters or ocean waters.

### **Inland Surface Waters**

All surface waters of the state that do not include the ocean, enclosed bays, or estuaries.

### **Instantaneous Maximum Effluent Limitation**

Highest allowable value for any single grab sample or aliquot (i.e., each grab sample or aliquot is independently compared to the instantaneous maximum limitation).

### **Instantaneous Minimum Effluent Limitation**

Lowest allowable value for any single grab sample or aliquot (i.e., each grab sample or aliquot is independently compared to the instantaneous minimum limitation).

### **Maximum Daily Effluent Limitation (MDEL)**

Highest allowable daily discharge of a pollutant, over a calendar day (or 24-hour period). For pollutants with limitations expressed in units of mass, the daily discharge is calculated as the total mass of the pollutant discharged over the day. For pollutants with limitations expressed in other units of measurement, the daily discharge is calculated as the arithmetic mean measurement of the pollutant over the day.

### **Median**

Middle measurement in a set of data. The median of a set of data is found by first arranging the measurements in order of magnitude (either increasing or decreasing order). If the number of measurements ( $n$ ) is odd, then the median =  $X_{(n+1)/2}$ . If  $n$  is even, then the median =  $(X_{n/2} + X_{(n/2)+1})/2$  (i.e., the midpoint between  $n/2$  and  $n/2+1$ ).

### **Method Detection Limit (MDL)**

Minimum concentration of a substance that can be measured and reported with 99 percent confidence that the analyte concentration is greater than zero, as defined in 40 C.F.R. part 136, Attachment B, revised as of July 3, 1999.

### **Minimum Level (ML)**

Concentration at which the entire analytical system gives a recognizable signal and acceptable calibration point. The ML is the concentration in a sample that is equivalent to the concentration of the lowest calibration standard analyzed by a specific analytical procedure, assuming that all the method specified sample weights, volumes, and processing steps have been followed.

### **Mixing Zone**

Limited volume of receiving water allocated for mixing with a wastewater discharge where water quality criteria can be exceeded without causing adverse effects to the overall water body.

### **Not Detected (ND)**

Sample results less than the laboratory's MDL.

### **Persistent Pollutants**

Substances for which degradation or decomposition in the environment is nonexistent or very slow.

### **Pollutant Minimization Program**

Program of waste minimization and pollution prevention actions that include, but are not limited to, product substitution, waste stream recycling, alternative waste management methods, and education of the public and businesses. The goal of the Pollutant Minimization Program is to reduce all potential sources of a priority pollutant through pollutant minimization (control) strategies, including pollution prevention measures as appropriate, to maintain the effluent concentration at or below the water quality-based effluent limitation. Pollution prevention measures may be particularly appropriate for persistent bioaccumulative priority pollutants where there is evidence that beneficial uses are being impacted. Cost effectiveness may be considered when establishing the requirements of a Pollutant Minimization Program. The completion and implementation of a Pollution Prevention Plan, if required pursuant to Water Code section 13263.3(d), is considered to fulfill Pollutant Minimization Program requirements.

### **Pollution Prevention**

Any action that causes a net reduction in the use or generation of a hazardous substance or other pollutant that is discharged into water and includes, but is not limited to, input change, operational improvement, production process change, and product reformulation (as defined in Water Code section 13263.3). Pollution prevention does not include actions that merely shift a pollutant in wastewater from one environmental medium to another environmental medium, unless clear environmental benefits of such an approach are identified to the satisfaction of the State Water Board or Regional Water Board.

### **Reporting Level (RL)**

ML (and its associated analytical method) chosen by the Discharger for reporting and compliance determination from the MLs included in this Order, including an additional factor if applicable as discussed herein. The MLs included in this Order correspond to approved analytical methods for reporting a sample result that are selected by the Regional Water Board either from SIP Appendix 4 in accordance with SIP section 2.4.2 or established in accordance with SIP section 2.4.3. The ML is based on the proper application of method-based analytical procedures for sample preparation and the absence of any matrix interferences. Other factors may be applied to the ML depending on the specific sample preparation steps employed. For example, the treatment typically applied in cases where there are matrix-effects is to dilute the sample or sample aliquot by a factor of ten. In such cases, this additional factor must be applied to the ML in the computation of the RL.

### **Source of Drinking Water**

Any water designated as having a municipal or domestic supply (MUN) beneficial use.

### **Standard Deviation ( $\sigma$ )**

Measure of variability calculated as follows:

$$\sigma = \left( \frac{\sum[(x - \mu)^2]}{(n - 1)} \right)^{0.5}$$

where:

x is the observed value;

$\mu$  is the arithmetic mean of the observed values; and

n is the number of samples.

### **Toxicity Reduction Evaluation (TRE)**

Study conducted in a step-wise process designed to identify the causative agents of effluent or ambient toxicity, isolate the sources of toxicity, evaluate the effectiveness of toxicity control options, and then confirm the reduction in toxicity. The first steps of the TRE consist of the collection of data relevant to



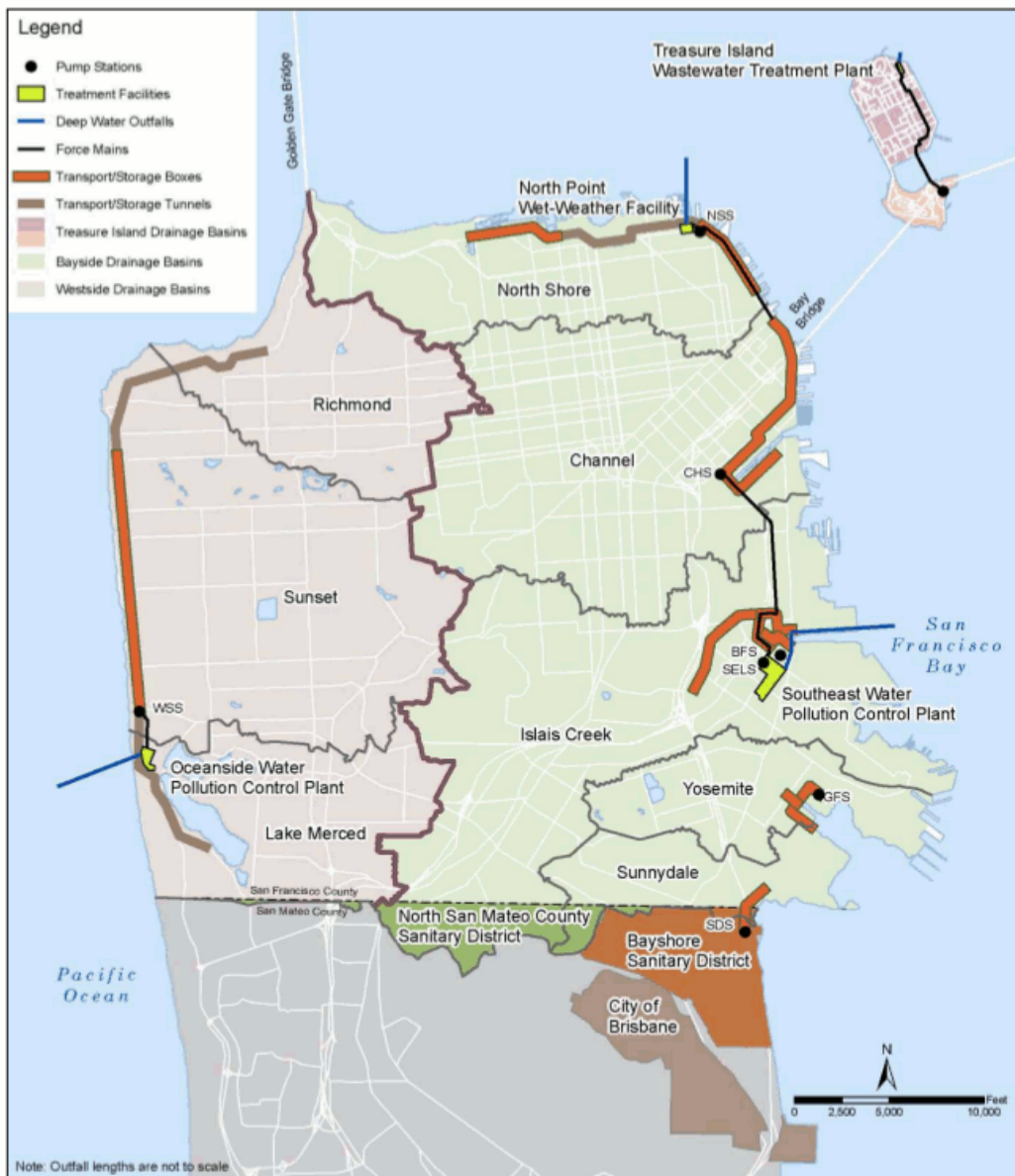
the toxicity, including additional toxicity testing, and an evaluation of facility operations and maintenance practices, and best management practices. A Toxicity Identification Evaluation (TIE) may be required as part of the TRE, if appropriate. A TIE is a set of procedures to identify the specific chemicals responsible for toxicity. These procedures are performed in three phases (characterization, identification, and confirmation) using aquatic organism toxicity tests.

**Wet Weather**

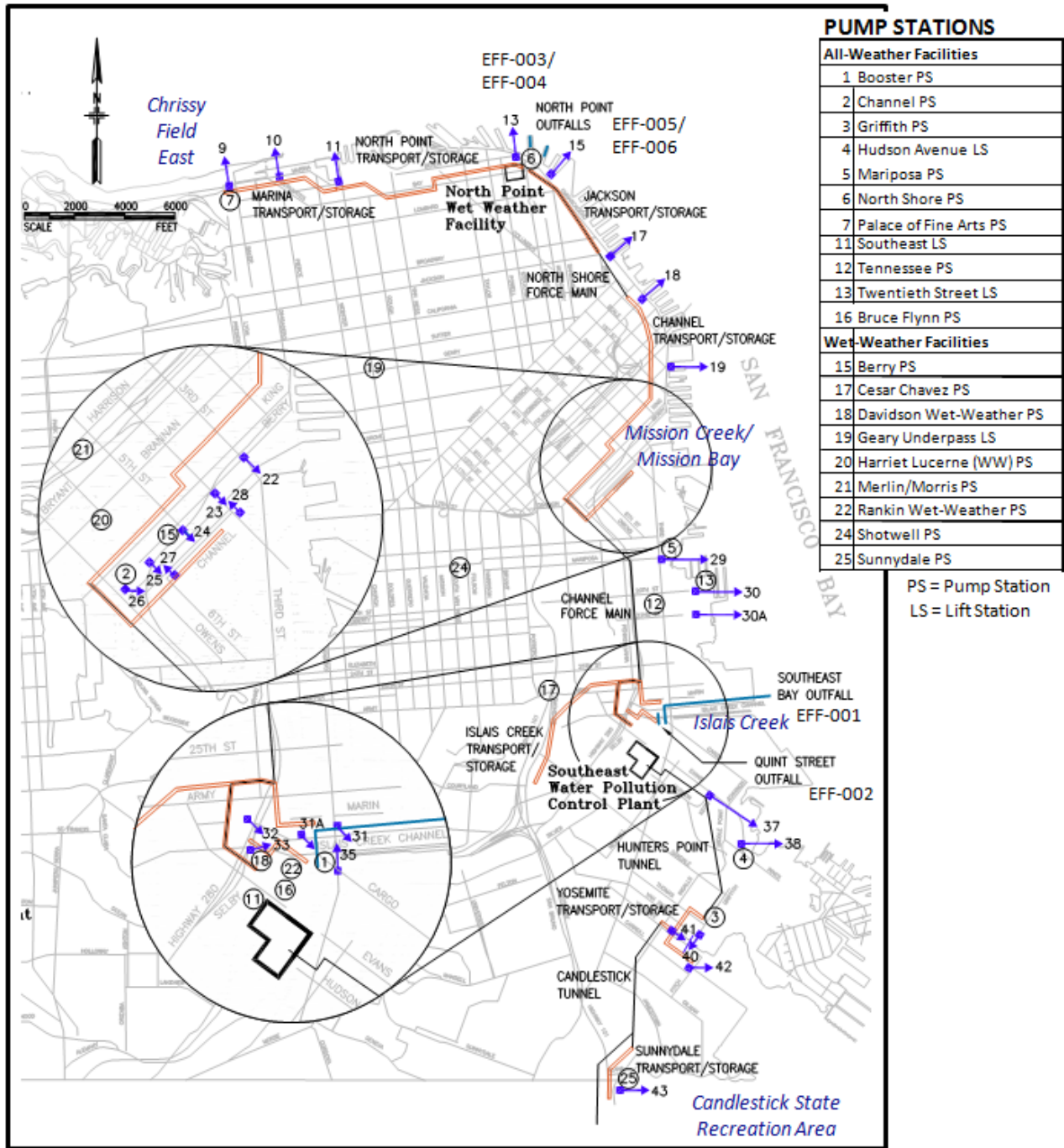
Weather in which any one of the following conditions exists as a result of rain (determined on a day-by-day basis):

1. Instantaneous influent flow to the Southeast Plant (at Monitoring Location INF-001 as defined in the Monitoring and Reporting Program) exceeds 110 MGD and discharge occurs at Discharge Point No. 002;
2. Average influent biochemical oxygen demand (BOD<sub>5</sub>) or total suspended solids (TSS) concentration at the Southeast Plant is less than 100 mg/L; or
3. North Shore storage/transport wastewater elevation exceeds 100 inches.

### ATTACHMENT B – FACILITY MAP



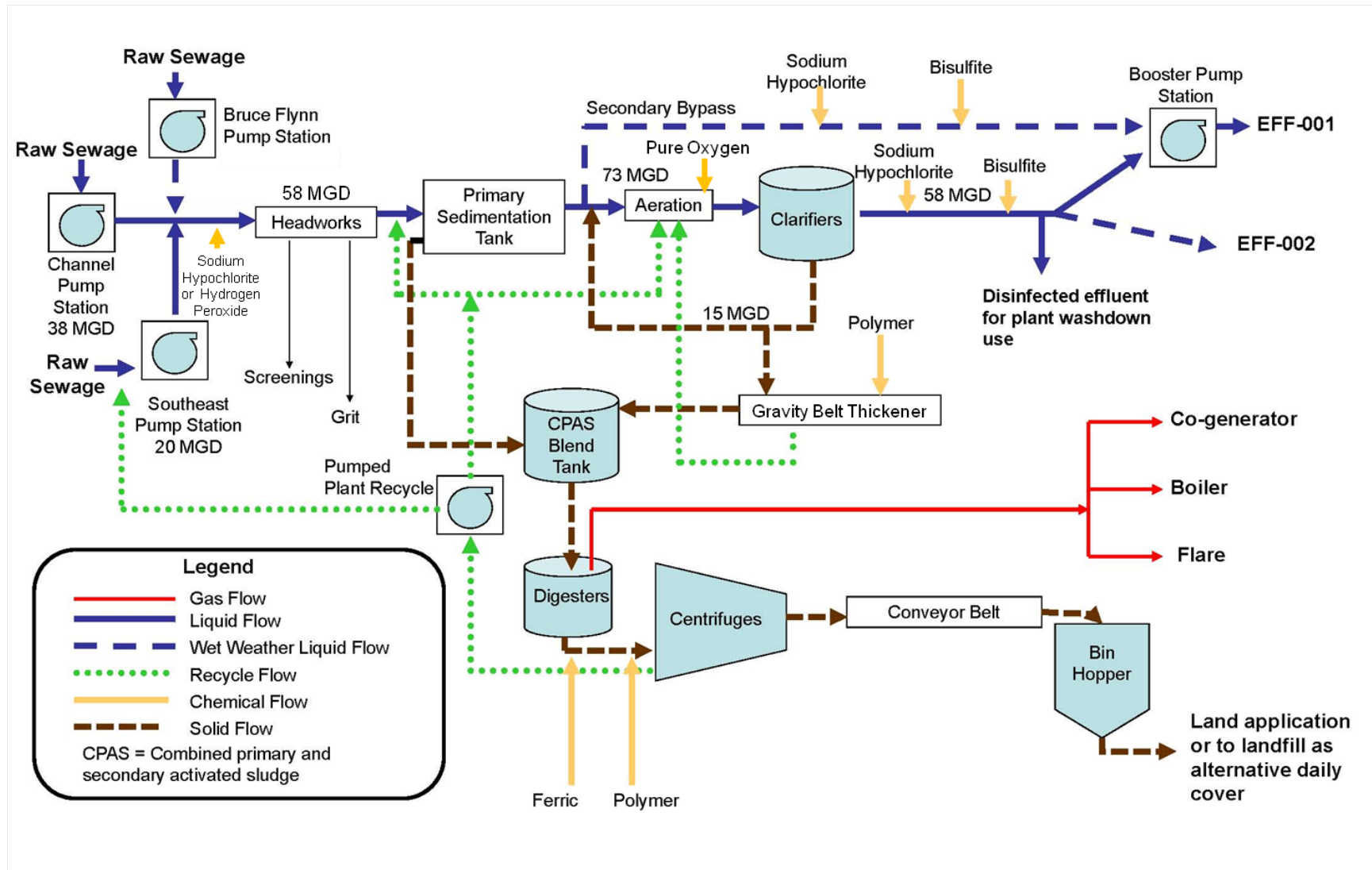
The Facility subject to this Order is shown in the light green (eastern) area of the map and includes the Southeast Water Pollution Control Plant, the North Point Wet Weather Facility, and the Bayside Wet Weather Facilities. The remaining collection system subject to this Order is not shown. The Oceanside Water Pollution Control Plant, Westside Wet Weather Facilities, and Treasure Island Wastewater Treatment Plant are shown only for reference.



**COMBINED SEWER DISCHARGE POINTS**

North Shore Area		Central Basin		Central Basin (cont'd)		Southeast Sector	
009	Baker Street	018	Howard Street	029	Mariposa Street	037	Evans Avenue
010	Pierce Street	019	Brannan Street	030	20th Street	38	Hudson Avenue
011	Laguna Street	022	Third Street	030a	22nd Street	040	Griffith Street South
013	Beach Street	023	Fourth Street North	031	Third Street North	041	Yosemite Avenue
015	Sansome Street	024	Fifth Street North	031A	Islais Creek North	042	Fitch Street
017	Jackson Street	025	Sixth Street North	032	Marin Street	043	Sunnydale Avenue
		026	Division Street	033	Selby Street		
		027	Sixth Street South	035	Third Street South		
		028	Fourth Street South				

**ATTACHMENT C – PROCESS FLOW DIAGRAM**



## **ATTACHMENT D –STANDARD PROVISIONS**

### **I. STANDARD PROVISIONS – PERMIT COMPLIANCE**

#### **A. Duty to Comply**

1. The Discharger must comply with all of the conditions of this Order. Any noncompliance constitutes a violation of the Clean Water Act (CWA) and the California Water Code and is grounds for enforcement action, for permit termination, revocation and reissuance, or modification; or denial of a permit renewal application. (40 C.F.R. § 122.41(a).)
2. The Discharger shall comply with effluent standards or prohibitions established under CWA section 307(a) for toxic pollutants and with standards for sewage sludge use or disposal established under CWA section 405(d) within the time provided in the regulations that establish these standards or prohibitions, even if this Order has not yet been modified to incorporate the requirement. (40 C.F.R. § 122.41(a)(1).)

#### **B. Need to Halt or Reduce Activity Not a Defense**

It shall not be a defense for a Discharger in an enforcement action that it would have been necessary to halt or reduce the permitted activity in order to maintain compliance with the conditions of this Order. (40 C.F.R. § 122.41(c).)

#### **C. Duty to Mitigate**

The Discharger shall take all reasonable steps to minimize or prevent any discharge or sludge use or disposal in violation of this Order that has a reasonable likelihood of adversely affecting human health or the environment. (40 C.F.R. § 122.41(d).)

#### **D. Proper Operation and Maintenance**

The Discharger shall at all times properly operate and maintain all facilities and systems of treatment and control (and related appurtenances) which are installed or used by the Discharger to achieve compliance with the conditions of this Order. Proper operation and maintenance also includes adequate laboratory controls and appropriate quality assurance procedures. This provision requires the operation of backup or auxiliary facilities or similar systems that are installed by a Discharger only when necessary to achieve compliance with the conditions of this Order. (40 C.F.R. § 122.41(e).)

#### **E. Property Rights**

1. This Order does not convey any property rights of any sort or any exclusive privileges. (40 C.F.R. § 122.41(g).)
2. The issuance of this Order does not authorize any injury to persons or property or invasion of other private rights, or any infringement of state or local law or regulations. (40 C.F.R. § 122.5(c).)

## F. Inspection and Entry

The Discharger shall allow the Regional Water Board, State Water Board, U.S. EPA, or their authorized representatives (including an authorized contractor acting as their representative), upon the presentation of credentials and other documents, as may be required by law, to (40 C.F.R. § 122.41(i); Wat. Code, § 13383):

1. Enter upon the Discharger's premises where a regulated facility or activity is located or conducted, or where records are kept under the conditions of this Order (40 C.F.R. § 122.41(i)(1));
2. Have access to and copy, at reasonable times, any records that must be kept under the conditions of this Order (40 C.F.R. § 122.41(i)(2));
3. Inspect and photograph, at reasonable times, any facilities, equipment (including monitoring and control equipment), practices, or operations regulated or required under this Order (40 C.F.R. § 122.41(i)(3)); and
4. Sample or monitor, at reasonable times, for the purposes of assuring Order compliance or as otherwise authorized by the CWA or the Water Code, any substances or parameters at any location. (40 C.F.R. § 122.41(i)(4).)

## G. Bypass

### 1. Definitions

- a. “Bypass” means the intentional diversion of waste streams from any portion of a treatment facility. (40 C.F.R. § 122.41(m)(1)(i).)
- b. “Severe property damage” means substantial physical damage to property, damage to the treatment facilities, which causes them to become inoperable, or substantial and permanent loss of natural resources that can reasonably be expected to occur in the absence of a bypass. Severe property damage does not mean economic loss caused by delays in production. (40 C.F.R. § 122.41(m)(1)(ii).)

2. **Bypass not exceeding limitations.** The Discharger may allow any bypass to occur which does not cause exceedances of effluent limitations, but only if it is for essential maintenance to assure efficient operation. These bypasses are not subject to the provisions listed in Standard Provisions – Permit Compliance I.G.3, I.G.4, and I.G.5 below. (40 C.F.R. § 122.41(m)(2).)

3. **Prohibition of bypass.** Bypass is prohibited, and the Regional Water Board may take enforcement action against a Discharger for bypass, unless (40 C.F.R. § 122.41(m)(4)(i)):

- a. Bypass was unavoidable to prevent loss of life, personal injury, or severe property damage (40 C.F.R. § 122.41(m)(4)(i)(A));
- b. There were no feasible alternatives to the bypass, such as the use of auxiliary treatment facilities, retention of untreated wastes, or maintenance during normal periods of

equipment downtime. This condition is not satisfied if adequate back-up equipment should have been installed in the exercise of reasonable engineering judgment to prevent a bypass that occurred during normal periods of equipment downtime or preventive maintenance (40 C.F.R. § 122.41(m)(4)(i)(B)); and

c. The Discharger submitted notice to the Regional Water Board as required under Standard Provisions – Permit Compliance I.G.5 below. (40 C.F.R. § 122.41(m)(4)(i)(C).)

**4. Approval.** The Regional Water Board may approve an anticipated bypass, after considering its adverse effects, if the Regional Water Board determines that it will meet the three conditions listed in Standard Provisions—Permit Compliance I.G.3 above. (40 C.F.R. § 122.41(m)(4)(ii).)

#### **5. Notice**

**a. Anticipated bypass.** If the Discharger knows in advance of the need for a bypass, it shall submit a notice, if possible at least 10 days before the date of the bypass. (40 C.F.R. § 122.41(m)(3)(i).)

**b. Unanticipated bypass.** The Discharger shall submit notice of an unanticipated bypass as required in Standard Provisions - Reporting V.E below (24-hour notice). (40 C.F.R. § 122.41(m)(3)(ii).)

#### **H. Upset**

Upset means an exceptional incident in which there is unintentional and temporary noncompliance with technology based permit effluent limitations because of factors beyond the reasonable control of the Discharger. An upset does not include noncompliance to the extent caused by operational error, improperly designed treatment facilities, inadequate treatment facilities, lack of preventive maintenance, or careless or improper operation. (40 C.F.R. § 122.41(n)(1).)

**1. Effect of an upset.** An upset constitutes an affirmative defense to an action brought for noncompliance with such technology based permit effluent limitations if the requirements of Standard Provisions – Permit Compliance I.H.2 below are met. No determination made during administrative review of claims that noncompliance was caused by upset, and before an action for noncompliance, is final administrative action subject to judicial review. (40 C.F.R. § 122.41(n)(2).)

**2. Conditions necessary for a demonstration of upset.** A Discharger who wishes to establish the affirmative defense of upset shall demonstrate, through properly signed, contemporaneous operating logs or other relevant evidence that (40 C.F.R. § 122.41(n)(3)):

**a.** An upset occurred and that the Discharger can identify the cause(s) of the upset (40 C.F.R. § 122.41(n)(3)(i));

**b.** The permitted facility was, at the time, being properly operated (40 C.F.R. § 122.41(n)(3)(ii));

- c. The Discharger submitted notice of the upset as required in Standard Provisions—Reporting V.E.2.b below (24-hour notice) (40 C.F.R. § 122.41(n)(3)(iii)); and
  - d. The Discharger complied with any remedial measures required under Standard Provisions—Permit Compliance I.C above. (40 C.F.R. § 122.41(n)(3)(iv).)
3. **Burden of proof.** In any enforcement proceeding, the Discharger seeking to establish the occurrence of an upset has the burden of proof. (40 C.F.R. § 122.41(n)(4).)

## II. STANDARD PROVISIONS—PERMIT ACTION

### A. General

This Order may be modified, revoked and reissued, or terminated for cause. The filing of a request by the Discharger for modification, revocation and reissuance, or termination, or a notification of planned changes or anticipated noncompliance does not stay any Order condition. (40 C.F.R. § 122.41(f).)

### B. Duty to Reapply

If the Discharger wishes to continue an activity regulated by this Order after the expiration date of this Order, the Discharger must apply for and obtain a new permit. (40 C.F.R. § 122.41(b).)

### C. Transfers

This Order is not transferable to any person except after notice to the Regional Water Board. The Regional Water Board may require modification or revocation and reissuance of the Order to change the name of the Discharger and incorporate such other requirements as may be necessary under the CWA and the Water Code. (40 C.F.R. § 122.41(1)(3); § 122.61.)

## III. STANDARD PROVISIONS – MONITORING

- A. Samples and measurements taken for the purpose of monitoring shall be representative of the monitored activity. (40 C.F.R. § 122.41(j)(1).)
- B. Monitoring results must be conducted according to test procedures under 40 C.F.R. part 136 or, in the case of sludge use or disposal, approved under 40 C.F.R. part 136 unless otherwise specified in 40 C.F.R. part 503 unless other test procedures have been specified in this Order. (40 C.F.R. § 122.41(j)(4); § 122.44(i)(1)(iv).)

## IV. STANDARD PROVISIONS—RECORDS

- A. Except for records of monitoring information required by this Order related to the Discharger's sewage sludge use and disposal activities, which shall be retained for a period of at least five years (or longer as required by 40 C.F.R. part 503), the Discharger shall retain records of all monitoring information, including all calibration and maintenance records and all original strip chart recordings for continuous monitoring instrumentation, copies of all reports required by this Order, and records of all data used to complete the application for this Order, for a period of at least three (3) years



from the date of the sample, measurement, report or application. This period may be extended by request of the Regional Water Board Executive Officer at any time. (40 C.F.R. § 122.41(j)(2).)

**B. Records of monitoring information shall include the following:**

1. The date, exact place, and time of sampling or measurements (40 C.F.R. § 122.41(j)(3)(i));
2. The individual(s) who performed the sampling or measurements (40 C.F.R. § 122.41(j)(3)(ii));
3. The date(s) the analyses were performed (40 C.F.R. § 122.41(j)(3)(iii));
4. The individual(s) who performed the analyses (40 C.F.R. § 122.41(j)(3)(iv));
5. The analytical techniques or methods used (40 C.F.R. § 122.41(j)(3)(v)); and
6. The results of such analyses. (40 C.F.R. § 122.41(j)(3)(vi).)

**C. Claims of confidentiality for the following information will be denied (40 C.F.R. § 122.7(b)):**

1. The name and address of any permit applicant or Discharger (40 C.F.R. § 122.7(b)(1)); and
2. Permit applications and attachments, permits, and effluent data. (40 C.F.R. § 122.7(b)(2).)

**V. STANDARD PROVISIONS—REPORTING**

**A. Duty to Provide Information**

The Discharger shall furnish to the Regional Water Board, State Water Board, or U.S. EPA within a reasonable time, any information which the Regional Water Board, State Water Board, or U.S. EPA may request to determine whether cause exists for modifying, revoking and reissuing, or terminating this Order or to determine compliance with this Order. Upon request, the Discharger shall also furnish to the Regional Water Board, State Water Board, or U.S. EPA copies of records required to be kept by this Order. (40 C.F.R. § 122.41(h); Wat. Code, § 13267.)

**B. Signatory and Certification Requirements**

1. All applications, reports, or information submitted to the Regional Water Board, State Water Board, and/or U.S. EPA shall be signed and certified in accordance with Standard Provisions—Reporting V.B.2, V.B.3, V.B.4, and V.B.5 below. (40 C.F.R. § 122.41(k).)
2. For a corporation, all permit applications shall be signed by a responsible corporate officer. For the purpose of this section, a responsible corporate officer means: (i) a president, secretary, treasurer, or vice-president of the corporation in charge of a principal business function, or any other person who performs similar policy- or decision-making functions for the corporation, or (ii) the manager of one or more manufacturing, production, or operating facilities, provided, the manager is authorized to make management decisions which govern the operation of the regulated facility including having the explicit or implicit duty of making major capital investment recommendations, and initiating and directing other comprehensive measures to assure long term environmental compliance with environmental laws and

regulations; the manager can ensure that the necessary systems are established or actions taken to gather complete and accurate information for permit application requirements; and where authority to sign documents has been assigned or delegated to the manager in accordance with corporate procedures. (40 C.F.R. § 122.22(a)(1).)

For a partnership or sole proprietorship, all permit applications shall be signed by a general partner or the proprietor, respectively. (40 C.F.R. § 122.22(a)(2).)

For a municipality, state, federal, or other public agency, all permit applications shall be signed by either a principal executive officer or ranking elected official. For purposes of this provision, a principal executive officer of a federal agency includes (i) the chief executive officer of the agency, or (ii) a senior executive officer having responsibility for the overall operations of a principal geographic unit of the agency (e.g., Regional Administrators of U.S. EPA). (40 C.F.R. § 122.22(a)(3).)

- 3.** All reports required by this Order and other information requested by the Regional Water Board, State Water Board, or U.S. EPA shall be signed by a person described in Standard Provisions – Reporting V.B.2 above, or by a duly authorized representative of that person. A person is a duly authorized representative only if:
  - a.** The authorization is made in writing by a person described in Standard Provisions—Reporting V.B.2 above (40 C.F.R. § 122.22(b)(1));
  - b.** The authorization specifies either an individual or a position having responsibility for the overall operation of the regulated facility or activity such as the position of plant manager, operator of a well or a well field, superintendent, position of equivalent responsibility, or an individual or position having overall responsibility for environmental matters for the company. (A duly authorized representative may thus be either a named individual or any individual occupying a named position.) (40 C.F.R. § 122.22(b)(2)); and
  - c.** The written authorization is submitted to the Regional Water Board and State Water Board. (40 C.F.R. § 122.22(b)(3).)
- 4.** If an authorization under Standard Provisions – Reporting V.B.3 above is no longer accurate because a different individual or position has responsibility for the overall operation of the facility, a new authorization satisfying the requirements of Standard Provisions—Reporting V.B.3 above must be submitted to the Regional Water Board and State Water Board prior to or together with any reports, information, or applications, to be signed by an authorized representative. (40 C.F.R. § 122.22(c).)
- 5.** Any person signing a document under Standard Provisions—Reporting V.B.2 or V.B.3 above shall make the following certification:

“I certify under penalty of law that this document and all attachments were prepared under my direction or supervision in accordance with a system designed to assure that qualified personnel properly gather and evaluate the information submitted. Based on my inquiry of the person or persons who manage the system or those persons directly

responsible for gathering the information, the information submitted is, to the best of my knowledge and belief, true, accurate, and complete. I am aware that there are significant penalties for submitting false information, including the possibility of fine and imprisonment for knowing violations.” (40 C.F.R. § 122.22(d).)

### **C. Monitoring Reports**

1. Monitoring results shall be reported at the intervals specified in the Monitoring and Reporting Program in this Order. (40 C.F.R. § 122.22(l)(4).)
2. Monitoring results must be reported on a Discharge Monitoring Report (DMR) form or forms provided or specified by the Regional Water Board or State Water Board for reporting results of monitoring of sludge use or disposal practices. (40 C.F.R. § 122.41(l)(4)(i).)
3. If the Discharger monitors any pollutant more frequently than required by this Order using test procedures approved under 40 C.F.R. part 136, or another method required for an industry-specific waste stream under 40 C.F.R. subchapters N or O, the results of such monitoring shall be included in the calculation and reporting of the data submitted in the DMR or sludge reporting form specified by the Regional Water Board. (40 C.F.R. § 122.41(l)(4)(ii).)
4. Calculations for all limitations, which require averaging of measurements, shall utilize an arithmetic mean unless otherwise specified in this Order. (40 C.F.R. § 122.41(l)(4)(iii).)

### **D. Compliance Schedules**

Reports of compliance or noncompliance with, or any progress reports on, interim and final requirements contained in any compliance schedule of this Order, shall be submitted no later than 14 days following each schedule date. (40 C.F.R. § 122.41(l)(5).)

### **E. Twenty-Four Hour Reporting**

1. The Discharger shall report any noncompliance that may endanger health or the environment. Any information shall be provided orally within 24 hours from the time the Discharger becomes aware of the circumstances. A written submission shall also be provided within five (5) days of the time the Discharger becomes aware of the circumstances. The written submission shall contain a description of the noncompliance and its cause; the period of noncompliance, including exact dates and times, and if the noncompliance has not been corrected, the anticipated time it is expected to continue; and steps taken or planned to reduce, eliminate, and prevent reoccurrence of the noncompliance. (40 C.F.R. § 122.41(l)(6)(i).)
2. The following shall be included as information that must be reported within 24 hours under this paragraph (40 C.F.R. § 122.41(l)(6)(ii)):
  - a. Any unanticipated bypass that exceeds any effluent limitation in this Order. (40 C.F.R. § 122.41(l)(6)(ii)(A).)

- b. Any upset that exceeds any effluent limitation in this Order. (40 C.F.R. § 122.41(l)(6)(ii)(B).)
3. The Regional Water Board may waive the above-required written report under this provision on a case-by-case basis if an oral report has been received within 24 hours. (40 C.F.R. § 122.41(l)(6)(iii).)

#### **F. Planned Changes**

The Discharger shall give notice to the Regional Water Board as soon as possible of any planned physical alterations or additions to the permitted facility. Notice is required under this provision only when (40 C.F.R. § 122.41(l)(1)):

1. The alteration or addition to a permitted facility may meet one of the criteria for determining whether a facility is a new source in 40 C.F.R. section 122.29(b) (40 C.F.R. § 122.41(l)(1)(i)); or
2. The alteration or addition could significantly change the nature or increase the quantity of pollutants discharged. This notification applies to pollutants that are not subject to effluent limitations in this Order. (Alternatively, for an existing manufacturing, commercial, mining, or silvicultural discharge as referenced in 40 C.F.R. section 122.42(a), this notification applies to pollutants that are subject neither to effluent limitations in this Order nor to notification requirements under 40 C.F.R. section 122.42(a)(1) (see Additional Provisions—Notification Levels VII.A.1).) (40 C.F.R. § 122.41(l)(1)(ii).)
3. The alteration or addition results in a significant change in the Discharger's sludge use or disposal practices, and such alteration, addition, or change may justify the application of permit conditions that are different from or absent in the existing permit, including notification of additional use or disposal sites not reported during the permit application process or not reported pursuant to an approved land application plan. (40 C.F.R. § 122.41(l)(1)(iii).)

#### **G. Anticipated Noncompliance**

The Discharger shall give advance notice to the Regional Water Board or State Water Board of any planned changes in the permitted facility or activity that may result in noncompliance with this Order's requirements. (40 C.F.R. § 122.41(l)(2).)

#### **H. Other Noncompliance**

The Discharger shall report all instances of noncompliance not reported under Standard Provisions—Reporting V.C, V.D, and V.E above at the time monitoring reports are submitted. The reports shall contain the information listed in Standard Provision—Reporting V.E above. (40 C.F.R. § 122.41(l)(7).)

#### **I. Other Information**

When the Discharger becomes aware that it failed to submit any relevant facts in a permit application, or submitted incorrect information in a permit application or in any report to the

Regional Water Board, State Water Board, or U.S. EPA, the Discharger shall promptly submit such facts or information. (40 C.F.R. § 122.41(1)(8).)

## **VI. STANDARD PROVISIONS – ENFORCEMENT**

- A.** The Regional Water Board is authorized to enforce the terms of this Order under several provisions of the Water Code, including, but not limited to, sections 13385, 13386, and 13387.

## **VII. ADDITIONAL PROVISIONS—NOTIFICATION LEVELS**

### **A. Non-Municipal Facilities**

Existing manufacturing, commercial, mining, and silvicultural Dischargers shall notify the Regional Water Board as soon as they know or have reason to believe (40 C.F.R. § 122.42(a)):

- 1.** That any activity has occurred or will occur that would result in the discharge, on a routine or frequent basis, of any toxic pollutant that is not limited in this Order, if that discharge will exceed the highest of the following “notification levels” (40 C.F.R. § 122.42(a)(1)):
  - a.** 100 micrograms per liter (µg/L) (40 C.F.R. § 122.42(a)(1)(i));
  - b.** 200 µg/L for acrolein and acrylonitrile; 500 µg/L for 2,4-dinitrophenol and 2-methyl-4,6-dinitrophenol; and 1 milligram per liter (mg/L) for antimony (40 C.F.R. § 122.42(a)(1)(ii));
  - c.** Five (5) times the maximum concentration value reported for that pollutant in the Report of Waste Discharge (40 C.F.R. § 122.42(a)(1)(iii)); or
  - d.** The level established by the Regional Water Board in accordance with section 122.44(f). (40 C.F.R. § 122.42(a)(1)(iv).)
- 2.** That any activity has occurred or will occur that would result in the discharge, on a non-routine or infrequent basis, of any toxic pollutant that is not limited in this Order, if that discharge will exceed the highest of the following “notification levels” (40 C.F.R. § 122.42(a)(2)):
  - a.** 500 micrograms per liter (µg/L) (40 C.F.R. § 122.42(a)(2)(i));
  - b.** 1 milligram per liter (mg/L) for antimony (40 C.F.R. § 122.42(a)(2)(ii));
  - c.** Ten (10) times the maximum concentration value reported for that pollutant in the Report of Waste Discharge (40 C.F.R. § 122.42(a)(2)(iii)); or
  - d.** The level established by the Regional Water Board in accordance with section 122.44(f). (40 C.F.R. § 122.42(a)(2)(iv).)

### **B. Publicly-Owned Treatment Works (POTWs)**

All POTWs shall provide adequate notice to the Regional Water Board of the following (40 C.F.R. § 122.42(b)):

- 1.** Any new introduction of pollutants into the POTW from an indirect discharger that would be subject to CWA sections 301 or 306 if it were directly discharging those pollutants (40 C.F.R. § 122.42(b)(1)); and

2. Any substantial change in the volume or character of pollutants being introduced into that POTW by a source introducing pollutants into the POTW at the time of adoption of this Order. (40 C.F.R. § 122.42(b)(2).)
3. Adequate notice shall include information on the quality and quantity of effluent introduced into the POTW as well as any anticipated impact of the change on the quantity or quality of effluent to be discharged from the POTW. (40 C.F.R. § 122.42(b)(3).)

## ATTACHMENT E – MONITORING AND REPORTING PROGRAM (MRP)

### Contents

I. General Monitoring Provisions .....	E-2
II. Monitoring Locations .....	E-2
III. Influent Monitoring Requirements .....	E-4
IV. Effluent Monitoring Requirements .....	E-4
A. Dry Weather .....	E-4
B. Wet Weather .....	E-6
V. Whole Effluent Toxicity Testing Requirements .....	E-7
A. Whole Effluent Acute Toxicity .....	E-8
B. Whole Effluent Chronic Toxicity .....	E-8
VI. Receiving Water Monitoring Requirements.....	E-12
VII. Pretreatment and Biosolids Monitoring requirements.....	E-12
VIII. Reporting Requirements .....	E-13
A. General Monitoring and Reporting Requirements .....	E-13
B. Self-Monitoring Reports (SMRs).....	E-13
C. Discharge Monitoring Reports (DMRs).....	E-16
IX. Modifications to Attachment G.....	E-17
X. Modifications to Attachment H.....	E-20

### Tables

Table E-1. Monitoring Locations.....	E-2
Table E-2. Influent Monitoring.....	E-4
Table E-3. Effluent Monitoring — Dry Weather.....	E-4
Table E-4. Effluent Monitoring — Wet Weather .....	E-6
Table E-5. Combined Sewer Discharge Monitoring.....	E-7
Table E-6. Shoreline Monitoring .....	E-12
Table E-7. Pretreatment and Biosolids Monitoring .....	E-13
Table E-8. CIWQS Reporting.....	E-14
Table E-9. Monitoring Periods .....	E-15

## ATTACHMENT E – MONITORING AND REPORTING PROGRAM (MRP)

The Code of Federal Regulations (40 C.F.R. § 122.48) requires that all NPDES permits specify monitoring and reporting requirements. Water Code sections 13267 and 13383 also authorize the Regional Water Board to require technical and monitoring reports. This MRP establishes monitoring and reporting requirements that implement federal and State regulations.

### I. GENERAL MONITORING PROVISIONS

- A. The Discharger shall comply with this MRP. The Executive Officer may amend this MRP pursuant to 40 C.F.R. sections 122.62, 122.63, and 124.5. If any discrepancies exist between this MRP and the “Regional Standard Provisions, and Monitoring and Reporting Requirements (Supplement to Attachment D) for NPDES Wastewater Discharge Permits” (Attachment G), this MRP shall prevail.
- B. The Discharger shall conduct all monitoring in accordance with Attachment D, section III, as supplemented by Attachment G. Equivalent test methods must be more sensitive than those specified in 40 C.F.R. section 136 and must be specified in this permit.

### II. MONITORING LOCATIONS

The Discharger shall establish the following monitoring locations to demonstrate compliance with the effluent limitations, discharge specifications, and other requirements in this Order:

**Table E-1. Monitoring Locations**

Type of Sampling Location	Monitoring Location Name	Monitoring Location Description <sup>[1]</sup>
Influent	INF-001	Any point at the Southeast Plant upstream of the primary sedimentation basins at which all waste tributary to the treatment system is present, and preceding any phase of treatment. <i>Latitude 37.744611 Longitude -122.392111</i>
Influent	INF-002	Any point at the North Point Facility upstream of the primary sedimentation basins at which all waste tributary to the treatment system is present, and preceding any phase of treatment. <i>Latitude 37.806333 Longitude -122.409389</i>
Effluent	EFF-001A	During dry weather, any point at the Southeast Plant between the point at which all wastes have gone through complete secondary treatment, including disinfection, and Discharge Point No. 001 (deep water outfall). <i>Latitude 37.743611 Longitude -122.390000</i>
Effluent	EFF-001B	During wet weather, any point at the Southeast Plant at which adequate disinfection is assured and Discharge Point No. 001 (deep water outfall) (may be the same as Monitoring Location EFF-001A). <i>Latitude 37.743611 Longitude -122.390000</i>
Effluent	EFF-002	During wet weather, any point at the Southeast Plant between the point at which all wastes have gone through complete secondary treatment, including disinfection, and Discharge Point No. 002 (Islais Creek outfall). <i>Latitude 37.746944 Longitude -122.388056</i>



Type of Sampling Location	Monitoring Location Name	Monitoring Location Description <sup>[1]</sup>
Effluent	EFF-003	During wet weather, any point at the North Point Facility between Discharge Point Nos. 003 and 004 (Pier 33 outfalls) and 005 and 006 (Pier 35 outfalls) and the point at which all waste tributary to those outfalls is present and adequate disinfection is assured. <i>Latitude 37.806667 Longitude -122.407500</i>
Combined Sewer Discharge	CSD-010	During wet weather, any point between Discharge Point No. 010 (Pierce Street outfall) and the point at which all waste tributary to the outfall is present. <i>Latitude 37.806944 Longitude -122.440000</i>
Combined Sewer Discharge	CSD-025	During wet weather, any point between Discharge Point No. 025 (Sixth Street North outfall) and the point at which all waste tributary to the outfall is present. <i>Latitude 37.071944 Longitude -122.396111</i>
Combined Sewer Discharge	CSD-029	During wet weather, any point between Discharge Point No. 029 (Mariposa Street outfall) and the point at which all waste tributary to the outfall is present. <i>Latitude 37.764722 Longitude -122.385278</i>
Combined Sewer Discharge	CSD-031A	During wet weather, any point between Discharge Point No. 031A (North Islais North outfall) and the point at which all waste tributary to the outfall is present. <i>Latitude 37.747778 Longitude -122.387500</i>
Combined Sewer Discharge	CSD-041	During wet weather, any point between Discharge Point Nos. 041 or 042 (Yosemite Avenue or Fitch Street outfalls) and the point at which all waste tributary to the outfalls is present. <i>Latitude 37.723889 Longitude -122.381389 or Latitude 37.722222 Longitude -122.381389</i>
Combined Sewer Discharge	CSD-043	During wet weather, any point between Discharge Point No. 043 (Sunnydale Avenue outfall) and the point at which all waste tributary to the outfall is present. <i>Latitude 37.747222 Longitude -122.386944</i>
Shoreline	S-202.5	Crissy Field West <i>Latitude 37.811667 Longitude -122.490000</i>
Shoreline	S-202.4	Crissy Field (east of Lagoon) <i>Latitude 37.810278 Longitude -122.452778</i>
Shoreline	S-210.1	Aquatic Park (Hyde St. Pier) <i>Latitude 37.8150DW00 Longitude -122.425833</i>
Shoreline	S-211	Aquatic Park Beach East End <i>Latitude 37.814722 Longitude -122.424167</i>
Shoreline	S-300.1	Candlestick Point SRA (Sunnydale Cove Beach) <i>Latitude 37.715833 Longitude -122.394167</i>
Shoreline	S-301.1	Candlestick Point SRA (Windsurfer Circle) <i>Latitude 37.715278 Longitude -122.366607</i>
Shoreline	S-301.2	Candlestick Point SRA (Jack Rabbit Beach) <i>Latitude 37.718611 Longitude -122.366667</i>
Biosolids	BIO-001	Biosolids (treated sludge)

Footnote:

<sup>[1]</sup> Latitude and longitude information is approximate for administrative purposes.

### III. INFLUENT MONITORING REQUIREMENTS

The Discharger shall monitor Southeast Plant influent at Monitoring Location INF-001 as follows. Only flow monitoring is required during wet weather.

**Table E-2. Influent Monitoring**

Parameter	Units	Sample Type	Minimum Sampling Frequency
Flow <sup>[1]</sup>	MGD	Continuous	Continuous/D <sup>[3]</sup>
Biochemical Oxygen Demand (5-day @ 20°C)(BOD <sub>5</sub> )	mg/L	C-24	1/Week <sup>[3]</sup>
Total Suspended Solids (TSS)	mg/L	C-24	5/Week <sup>[3]</sup>
Cyanide, Total <sup>[2]</sup>	µg/L	Grab	1/Month <sup>[3]</sup>

Unit Abbreviations:

MGD = million gallons per day  
 MG = million gallons  
 mg/L = milligrams per liter  
 µg/L = micrograms per liter

Sample Type:

Continuous = measured continuously  
 C-24 = 24-hour composite sample  
 Grab = Grab sample

Sampling Frequency:

Continuous/D = measured continuously, and recorded and reported daily  
 1/Week = once per week  
 5/Week = five times per week  
 1/Month = once per month

Footnotes:

- <sup>[1]</sup> Flow shall be monitored continuously and the following information shall be reported in monthly self-monitoring reports:
- Daily average flow (MGD)
  - Monthly average flow (MGD)
  - Total monthly flow volume (MG)
  - Maximum and minimum daily average flow rates (MGD)
- <sup>[2]</sup> Influent cyanide monitoring may be used to satisfy the pretreatment monitoring requirements in Table E-7.
- <sup>[3]</sup> BOD<sub>5</sub>, TSS, and total cyanide monitoring is required only during dry weather.

### IV. EFFLUENT MONITORING REQUIREMENTS

#### A. Dry Weather

During dry weather, the Discharger shall monitor Southeast Plant effluent at Monitoring Location EFF-001A as follows:

**Table E-3. Effluent Monitoring — Dry Weather**

Parameter	Units	Sample Type	Minimum Sampling Frequency
Flow <sup>[1]</sup>	MGD	Continuous	Continuous/D
BOD <sub>5</sub>	mg/L	C-24	1/Week <sup>[2]</sup>
TSS	mg/L	C-24	5/Week
Chemical Oxygen Demand (COD)	mg/L	C-24	5/Week <sup>[2]</sup>
Oil and Grease <sup>[3]</sup>	mg/L	Grab	1/Month

Parameter	Units	Sample Type	Minimum Sampling Frequency
pH <sup>[4]</sup>	standard units	Continuous or Grab	Continuous or 5/Week
Enterococcus <sup>[9]</sup>	MPN/100 mL	Grab	4/Year <sup>[8]</sup>
Fecal Coliform <sup>[9]</sup>	MPN/100 mL	Grab	1/Week
Total Residual Chlorine <sup>[5]</sup>	mg/L	Continuous or Grab	Continuous/H or 1/Hour
Acute Toxicity <sup>[6]</sup>	% Survival	Flow through	1/Month
Chronic Toxicity <sup>[7]</sup>	TUc	C-24	2/Year
Ammonia, Total	mg/L as N	Grab or C-24	1/Month
Copper, Total Recoverable	µg/L	C-24	1/Month
Cyanide, Total	µg/L	Grab	1/Month
Dioxin-TEQ	µg/L	Grab	2/Year
1,2-Diphenylhydrazine	µg/L	Grab	1/Month

Unit Abbreviations:

MGD = million gallons per day  
 mg/L = milligrams per liter  
 mg/L as N = milligrams per liter as nitrogen  
 MPN/100 mL = most probable number per 100 milliliters  
 TUc = chronic toxicity units, equal to 100/NOEL, where NOEL = IC<sub>25</sub>, EC<sub>25</sub>, or NOEC  
 µg/L = micrograms per liter

Sample Type:

Continuous = measured continuously  
 C-24 = 24-hour composite sample  
 Grab = grab sample

Sampling Frequency:

Continuous/H = measured continuously, and recorded and reported hourly  
 Continuous/D = measured continuously, and recorded and reported daily  
 1/Hour = once per hour  
 1/Week = once per week  
 3/Week = three times per week  
 5/Week = five times per week  
 1/Month = once per month  
 5/Month = five times per month  
 2/Year = twice per year  
 4/Year = four times per year

Footnotes:

- [1] Flow shall be monitored continuously and the following information shall be reported in monthly self-monitoring reports:
  - Daily average flow (MGD)
  - Monthly average flow (MGD)
  - Total monthly flow volume (MG)
  - Maximum and minimum daily average flow rates (MGD)
- [2] If the COD concentration exceeds 75 mg/L on two consecutive days, the Discharger shall increase the BOD<sub>5</sub> sampling frequency to daily until it demonstrates that the BOD<sub>5</sub> concentration is below 30 mg/L.
- [3] Each oil and grease sampling and analysis event shall be conducted in accordance with U.S. EPA Method 1664.
- [4] If pH is monitored continuously, the minimum and maximum pH values for each day shall be reported in self-monitoring reports.
- [5] Effluent residual chlorine concentrations shall be monitored continuously or, at a minimum, every hour. The Discharger shall report for each day the maximum residual chlorine concentration observed following dechlorination. However, if monitoring continuously, the Discharger shall report for each day the maximum residual chlorine concentration based only on discrete readings from the continuous monitoring taken every hour on the hour. The Discharger shall retain continuous monitoring readings for at least three years. The Regional Water Board reserves the right to use all other continuous monitoring data for discretionary enforcement.

- [6] Acute bioassay tests shall be performed in accordance with MRP section V.A.  
[7] Critical life stage toxicity tests shall be performed in accordance with MRP section V.B.  
[8] The four samples shall be collected in different calendar months during the higher recreational water contact season (June through October). If the enterococcus effluent limitation is exceeded, the Discharger shall conduct 5/Month accelerated sampling for at least three consecutive months. If full compliance is demonstrated after the three months, the Discharger may return to the 4/Year sampling.  
[9] Results may be reported as Colony Forming Units/100 milliliters (CFU/100 mL) if the laboratory method used provides results in CFU/100 mL.

## B. Wet Weather

- 1. Southeast Plant and North Point Facility Outfalls.** During wet weather, when wet weather facilities are operating, the Discharger shall monitor Southeast Plant effluent at Monitoring Locations EFF-001B and EFF-002, and North Point Facility effluent at Monitoring Location EFF-003, as follows:

**Table E-4. Effluent Monitoring — Wet Weather**

Parameter	Units	Sample Type	Minimum Sampling Frequency
Flow <sup>[1]</sup>	MGD	Continuous	Continuous/D
TSS	mg/L	C-X	1/Month
COD	mg/L	C-X	1/Month
Oil and Grease	mg/L	Grab	1/Month
pH	standard units	Continuous or Grab	Continuous or 1/Month
Enterococcus <sup>[5]</sup>	MPN/100 mL <sup>[2]</sup>	Grab	1/Day <sup>[4]</sup>
Fecal Coliform	MPN/100 mL <sup>[2]</sup>	Grab	1/Day <sup>[4]</sup>
Total Residual Chlorine	mg/L	Continuous or Grab	Continuous/H or 1/Hour
Acute Toxicity <sup>[3]</sup>	% Survival	Grab	1/Month
Copper, Total Recoverable	µg/L	C-X	1/Month
Cyanide, Total	µg/L	C-X	1/Month
Ammonia, Total	mg/L as N	Grab	1/Month

Unit Abbreviations:

MGD = million gallons per day  
mg/L = milligrams per liter  
mg/L as N = milligrams per liter as nitrogen  
µg/L = micrograms per liter  
MPN/100 mL = most probable number per 100 milliliters

Sample Type:

Continuous = measured continuously  
C-X = composite sample comprised of individual grab samples collected at equal intervals of no more than one hour for the duration of the discharge event but not exceeding 24 hours. If an event does not last at least 24-hours, the Discharger shall sample for as long as possible and note the duration in its self-monitoring report.  
Grab = grab sample

Sampling Frequency:

Continuous/H = measured continuously, and recorded and reported hourly  
Continuous/D = measured continuously, and recorded and reported daily  
1/Hour = once per hour  
1/Month = once per month  
1/Day = once per wet weather day

Footnotes:

- <sup>[1]</sup> Flow shall be monitored continuously and the following information shall be reported in monthly self-monitoring reports:
  - Daily average flow (MGD)
  - Monthly average flow (MGD)
  - Total monthly flow volume (MG)
  - Maximum and minimum daily average flow rates (MGD)
- <sup>[2]</sup> Results may be reported as colony forming units (CFU)/100 mL if the laboratory method used provides results in CFU/100 mL.
- <sup>[3]</sup> Acute bioassay tests shall be performed only at Monitoring Location EFF-001B and EFF-003 in accordance with MRP section V.A.
- <sup>[4]</sup> Wet weather effluent samples shall be collected within 4 hours after discharges start (when discharges start between 4:00 a.m. and 2:00 p.m.). If the wet weather facility begins operation after 2:00 p.m., samples shall be collected first thing the next morning during business hours (by 9:00 a.m.), provided that the discharge is still occurring.
- <sup>[5]</sup> Data from both wet and dry weather shall be included when calculating the geometric mean for compliance with this monthly wet weather limitation. For days with discharge but no sampling, the enterococcus densities shall be assumed to be the same as the densities of the most recent discharge samples. For days with no discharge, enterococcus densities shall be assumed to be 1 MPN/100 mL for calculational purposes.

**2. Combined Sewer Discharge Outfalls.** During wet weather, when combined sewer discharges are occurring, the Discharger shall monitor combined sewer discharges at Monitoring Locations CSD-010 through CSD-043 as follows:

**Table E-5. Combined Sewer Discharge Monitoring**

Parameter	Units	Sample Type	Minimum Sampling Frequency
Event Duration	minutes	---	1/Event
Flow Volume <sup>[1]</sup>	MG	Continuous	1/Event

Unit Abbreviations:

MG = million gallons

Sample Type:

Continuous = measured continuously

Sampling Frequency:

1/Event = once per combined sewer discharge event

Footnote:

<sup>[1]</sup> Flow volume may be estimated using models.

The Discharger shall also record and report in its self-monitoring reports the following information for each combined sewer discharge event at Monitoring Locations CSD-010 through CSD-043:

- a. Date and time that combined sewer discharge started;
- b. Rainfall intensity and amount (aggregated hourly data); and
- c. Information supporting discharge volume estimate (if estimated).

**V. WHOLE EFFLUENT TOXICITY TESTING REQUIREMENTS**

The Discharger shall monitor whole effluent acute and chronic toxicity as follows.

## A. Whole Effluent Acute Toxicity

1. During dry weather, acute toxicity at Discharge Point No. 001 (Monitoring Location EFF-001A) shall be evaluated by measuring survival of test organisms exposed to 96-hour continuous flow-through bioassays. The Discharger may stop a bioassay if wet weather occurs during a 96-hour test. If so, the Discharger shall initiate another test as soon as possible (i.e., as soon as approximately 96 hours of dry weather is forecasted). The Discharger may choose to continue a test during wet weather unless the instantaneous influent flow to the Southeast Plant (at Monitoring Location INF-001 as defined in the MRP) exceeds 110 MGD and discharge occurs at Discharge Point No. 002.

During wet weather, acute toxicity at Discharge Point Nos. 001 and 003 through 006 (Monitoring Locations EFF-001B and EFF-003) shall be evaluated by measuring survival of test organisms exposed to 96-hour static bioassays.

2. Test organisms shall be rainbow trout (*Oncorhynchus mykiss*) or fathead minnow (*Pimphales promelas*). The Executive Officer may specify a more sensitive organism or, if testing a particular organism proves unworkable, the most sensitive organism available.
3. All bioassays shall be performed according to the most up-to-date protocols in 40 C.F.R. part 136, currently *Methods for Measuring the Acute Toxicity of Effluents and Receiving Water to Freshwater and Marine Organisms*, 5<sup>th</sup> Edition (EPA-821-R-02-012).
4. If the Discharger demonstrates that specific identifiable substances in the discharge are rapidly rendered harmless upon discharge to the receiving water, compliance with the acute toxicity limit may be determined after test samples are adjusted to remove the influence of those substances. Written acknowledgement that the Executive Officer concurs with the Discharger's demonstration and that the adjustment will not remove the influence of other substances must be obtained prior to any such adjustment. The Discharger may manually adjust the pH of whole effluent acute toxicity samples prior to performing bioassays to minimize ammonia toxicity interference.
5. Bioassay water monitoring shall include, on a daily basis, pH, dissolved oxygen, ammonia (if toxicity is observed), temperature, hardness, and alkalinity. These results shall be reported. If a violation of an acute toxicity limit occurs, the bioassay test shall be repeated with new fish as soon as practical and shall be repeated until a test fish survival rate of 90 percent or greater is observed. If the control fish survival rate is less than 90 percent, the bioassay test shall be restarted with new fish and shall continue as soon as practical until an acceptable test is completed (i.e., control fish survival rate is 90 percent or greater).

## B. Whole Effluent Chronic Toxicity

### 1. Monitoring Requirements

- a. **Sampling.** During dry weather, the Discharger shall collect 24-hour composite effluent samples at Monitoring Location EFF-001A for critical life stage toxicity testing as indicated below. For toxicity tests requiring renewals, the Discharger shall collect 24-hour composite samples on consecutive days.

- b. Test Species.** The test species shall be purple sea urchin (*Strongylocentrotus purpuratus*) or, if gravid purple sea urchin are unavailable, sand dollar (*Dendraster excentricus*), unless a more sensitive species is identified.

The Discharger shall conduct a screening chronic toxicity test as described in Appendix E-1 following any significant change in the nature of the effluent. If there is no significant change in the nature of the effluent, the Discharger shall conduct a screening test and submit the results with its application for permit reissuance.

- c. Frequency.** Chronic toxicity monitoring shall be as specified below:
- i.** The Discharger shall monitor routinely twice per year.
  - ii.** The Discharger shall accelerate monitoring to monthly after either exceeding a three-sample median of 10 TUC or a single-sample maximum of 20 TU<sub>c</sub>. Based on the TU<sub>c</sub> results, the Executive Officer may specify a different frequency for accelerated monitoring to ensure that accelerated monitoring provides useful information.
  - iii.** The Discharger shall return to routine monitoring if accelerated monitoring does not exceed either trigger in ii, above.
  - iv.** If accelerated monitoring confirms consistent toxicity in excess of either trigger in ii, above, the Discharger shall continue accelerated monitoring and initiate toxicity reduction evaluation (TRE) procedures in accordance with section V.B.3, below.
  - v.** The Discharger shall return to routine monitoring after implementing appropriate elements of the TRE, and either the toxicity drops below both triggers in ii, above, or, based on the TRE results, the Executive Officer determines that accelerated monitoring would no longer provide useful information.

Monitoring conducted pursuant to a TRE shall satisfy the requirements for routine and accelerated monitoring while the TRE is underway.

- d. Methodology.** Sample collection, handling, and preservation shall be in accordance with U.S. EPA protocols. In addition, bioassays shall be conducted in compliance with the most recently promulgated test methods, as shown in Appendix E-1. These are *Short-Term Methods for Estimating the Chronic Toxicity of Effluents and Receiving Waters to West Coast Marine and Estuarine Organisms*, currently first edition (EPA/600/R-95-136). If these protocols prove unworkable, the Executive Officer and the Environmental Laboratory Accreditation Program may grant exceptions in writing upon the Discharger's request with justification. If the Discharger demonstrates that specific identifiable substances in the discharge are rapidly rendered harmless upon discharge to the receiving water, compliance with the chronic toxicity limit may be determined after test samples are adjusted to remove the influence of those substances. Written acknowledgement that the Executive Officer concurs with the Discharger's demonstration and that the adjustment will not remove the influence of other substances must be obtained prior to any such adjustment.

- e. **Dilution Series.** The Discharger shall conduct tests at 20%, 15%, 10%, 5%, and 2.5%. The “%” represents percent effluent as discharged. Test sample pH may be controlled to the level of the effluent sample as received prior to being salted up.

## 2. Reporting Requirements

- a. The Discharger shall provide toxicity test results for the current reporting period in the self-monitoring report and shall include the following, at a minimum, for each test.
  - i. Sample date
  - ii. Test initiation date
  - iii. Test species
  - iv. End point values for each dilution (e.g., number of young, growth rate, percent survival)
  - v. No Observable Effect Level (NOEL) values in percent effluent. The NOEL shall equal the IC<sub>25</sub> or EC<sub>25</sub> (see MRP Appendix E-1). If the IC<sub>25</sub> or EC<sub>25</sub> cannot be statistically determined, the NOEL shall equal to the No Observable Effect Concentration (NOEC) derived using hypothesis testing. The NOEC is the maximum percent effluent concentration that causes no observable effect on test organisms based on a critical life stage toxicity test.
  - vi. IC<sub>15</sub>, IC<sub>25</sub>, IC<sub>40</sub>, and IC<sub>50</sub> values (or EC<sub>15</sub>, EC<sub>25</sub>, EC<sub>40</sub>, and EC<sub>50</sub>) as percent effluent
  - vii. TUC values (100/NOEL, where NOEL = IC<sub>25</sub>, EC<sub>25</sub>, or NOEC)
  - viii. Mean percent mortality ( $\pm$ s.d.) after 96 hours in 100% effluent (if applicable)
  - ix. IC<sub>50</sub> or EC<sub>50</sub> values for reference toxicant tests
  - x. Available water quality measurements for each test (e.g., pH, dissolved oxygen, temperature, conductivity, hardness, salinity, and ammonia)
- b. The Discharger shall provide the results of the most recent three chronic toxicity tests and the 3-sample median in the self-monitoring report as TUC's.

## 3. Toxicity Reduction Evaluation (TRE)

- a. The Discharger shall prepare a generic TRE work plan within 90 days of the effective date of this Order to be ready to respond to toxicity events. The Discharger shall review and update the work plan as necessary so that it remains current and applicable to the discharge and discharge facilities.
- b. Within 30 days of exceeding either chronic toxicity trigger in section V.B.1.c.ii, above, the Discharger shall submit a TRE work plan, which shall be the generic work plan revised as appropriate for this toxicity event after consideration of available discharge data.



- c.** Within 30 days of completing an accelerated monitoring test observed to exceed either trigger in section V.B.1.c.ii, above, the Discharger shall initiate a TRE in accordance with a TRE work plan that incorporates any and all comments from the Executive Officer.
- d.** The TRE shall be specific to the discharge and be in accordance with current technical guidance and reference materials, including U.S. EPA guidance materials. The Discharger shall conduct the TRE as a tiered evaluation as summarized below.

  - i.** Tier 1 shall consist of basic data collection (routine and accelerated monitoring).
  - ii.** Tier 2 shall consist of evaluation of treatment process optimization, including operational practices and in-plant process chemicals.
  - iii.** Tier 3 shall consist of a toxicity identification evaluation (TIE).
  - iv.** Tier 4 shall consist of evaluation of options for additional effluent treatment processes.
  - v.** Tier 5 shall consist of evaluation of options for modifications of in-plant treatment processes.
  - vi.** Tier 6 shall consist of implementation of selected toxicity control measures, and followup monitoring and confirmation of implementation success.
- e.** The Discharger may end the TRE at any stage if monitoring finds there is no longer consistent toxicity (i.e., compliance with Provision IV.A.5 of the Order).
- f.** The objective of the TIE shall be to identify the substance or combination of substances causing the observed toxicity. The Discharger shall employ all reasonable efforts using currently available TIE methodologies.
- g.** As toxic substances are identified or characterized, the Discharger shall continue the TRE by determining the sources and evaluating alternative strategies for reducing or eliminating the toxic substances from the discharge. The Discharger shall take all reasonable steps to reduce toxicity to levels below the chronic toxicity limit.
- h.** Many recommended TRE elements parallel required or recommended efforts related to source control, pollution prevention, and stormwater control programs. TRE efforts should be coordinated with such efforts. To prevent duplication of efforts, evidence of complying with requirements or recommended efforts of such programs may be acceptable to demonstrate compliance with TRE requirements.
- i.** Chronic toxicity may be episodic and identification of causes of and reduction of sources of chronic toxicity may not be successful. Regional Water Board enforcement considerations will be based in part on the Discharger's actions and efforts to identify and control or reduce sources of consistent toxicity.

## VI. RECEIVING WATER MONITORING REQUIREMENTS

- A. Regional Monitoring.** The Discharger shall continue to participate in the Regional Monitoring Program, which collects data on pollutants and toxicity in San Francisco Bay water, sediment, and biota.
- B. Shoreline Monitoring.** Following any combined sewer discharge event at Discharge Point Nos. 009, 010, 011, 013, or 015, the Discharger shall monitor shoreline receiving waters at Monitoring Locations S-202.4, S-202.5, S-210, and S-211. Following any combined sewer discharge event at Discharge Point Nos. 040, 041, or 042, the Discharger shall monitor at Monitoring Location S-301.2. Following any combined sewer discharge event at Discharge Point No. 043, the Discharger shall monitor at Monitoring Locations S-300.1 and S-301.1. Monitoring shall be conducted at each location as follows for up to seven days or until the single-sample bacteriological standards of Cal. Code of Regs. tit. 17, section 7958(a)(1), are met at that location (i.e., the enterococcus density is less than 104 most probable number (MPN)/100 mL and the fecal coliform density is less than 400 MPN/100 mL). Samples shall be collected between 8:00 a.m. and 4:00 p.m.

**Table E-6. Shoreline Monitoring**

Parameter	Units	Sample Type	Minimum Sampling Frequency
Enterococcus <sup>[1]</sup>	MPN/100 mL <sup>[3]</sup>	Grab	1/Day
Fecal Coliform <sup>[2]</sup>	MPN/100 mL <sup>[3]</sup>	Grab	1/Day

Unit Abbreviations:

MPN/100 mL = most probable number per 100 milliliters

Sample Type:

Grab = Grab sample

Sampling Frequency:

1/Day = once per day

Footnotes:

<sup>[1]</sup> The Discharger shall monitor for enterococcus using U.S. EPA-approved methods, such as the IDEXX Enterolert method. When replicate analyses are made, the reported result shall be the geometric mean of the replicate results.

<sup>[2]</sup> Alternatively, the Discharger may measure *E. coli* as recommended for the U.S. EPA Beach Monitoring Program. *E. coli* may be measured using the IDEXX Colilert method.

<sup>[3]</sup> Results may be reported as CFU/100 mL if the test method used provides results in CFU/100 mL.

## VII. PRETREATMENT AND BIOSOLIDS MONITORING REQUIREMENTS

The Discharger shall comply with the following pretreatment monitoring requirements for influent (at Monitoring Location INF-001), effluent (at Monitoring Location EFF-001A), and biosolids (at Monitoring Location BIO-001). The Discharger shall report summaries of analytical results in annual and semi-annual pretreatment reports in accordance with Attachment H. At its option, the Discharger may also report biosolids analytical results in its electronic self-monitoring reports by manual entry, by EDF/CDF, or as an attached file.

**Table E-7. Pretreatment and Biosolids Monitoring**

Constituents	Sampling Frequency			Sample Type	
	Influent INF-001 <sup>[1]</sup>	Effluent EFF-001A <sup>[1]</sup>	Biosolids BIO-001	Influent and Effluent	Biosolids
VOC <sup>[2]</sup>	2/Year	2/Year	2/Year	Grab	Grabs <sup>[6c]</sup>
BNA <sup>[3]</sup>	2/Year	2/Year	2/Year	Grab	Grabs <sup>[6c]</sup>
Metals <sup>[4]</sup>	1/Month	1/Month	2/Year	C-24 <sup>[6a]</sup>	Grabs <sup>[6c]</sup>
Hexavalent Chromium <sup>[5]</sup>	1/Month	1/Month	2/Year	Grab	Grabs <sup>[6c]</sup>
Mercury	1/Month	1/Month	2/Year	Grab or C-24 <sup>[6a][6b]</sup>	Grabs <sup>[6c]</sup>
Cyanide, Total	1/Month	1/Month	---	Grab	Grabs <sup>[6c]</sup>

Sample Type:

C-24 = 24-hour composite sample  
 Grab = Grab sample

Sampling Frequency:

1/Month = once per month  
 2/Year = twice per year

Footnotes:

- <sup>[1]</sup> Influent and effluent monitoring conducted in accordance with Tables E-2 and E-3 may be used to satisfy these pretreatment monitoring requirements.
- <sup>[2]</sup> VOC: volatile organic compounds
- <sup>[3]</sup> BNA: base/neutrals and acids extractable organic compounds
- <sup>[4]</sup> The metals are arsenic, cadmium, copper, lead, nickel, silver, zinc, and selenium.
- <sup>[5]</sup> The Discharger may elect to report total chromium instead of hexavalent chromium. Samples collected for total chromium measurements shall be 24-hour composites.
- <sup>[6]</sup> Sample types:
  - a. If an automatic compositor is used, the Discharger shall obtain 24-hour composite samples through flow-proportioned composite sampling. Alternatively, 24-hour composite samples may consist of discrete grab samples combined (volumetrically flow-weighted) prior to analysis or mathematically flow-weighted.
  - b. The Discharger may use automatic compositors for mercury if either (1) the compositing equipment (hoses and containers) complies with ultra-clean specifications, or (2) equipment blank samples demonstrate that the compositing equipment has not contaminated the sample.
  - c. The biosolids sample shall be a composite of the biosolids to be disposed. Biosolids collection and monitoring shall comply with the requirements specified in Attachment H, Appendix H-4. The Discharger shall also comply with the biosolids monitoring requirements of 40 C.F.R. part 503.

**VIII. REPORTING REQUIREMENTS**

**A. General Monitoring and Reporting Requirements**

The Discharger shall comply with all Standard Provisions (Attachments D and G) related to monitoring, reporting, and recordkeeping, with modifications shown in section IX, below.

**B. Self-Monitoring Reports (SMRs)**

1. **SMR Format.** The Discharger shall electronically submit SMRs using the State Water Board’s California Integrated Water Quality System (CIWQS) Web site (<http://www.waterboards.ca.gov/ciwqs/index.html>). The CIWQS website will provide additional information for SMR submittal in the event of a planned service interruption for electronic submittal.

**2. SMR Due Dates and Contents.** The Discharger shall submit SMRs by the due dates, and with the contents, specified below:

- a. Monthly SMRs** — Monthly SMRs shall be due 30 days after the end of each calendar month, covering that calendar month. The monthly SMR shall contain the applicable items described in sections V.B and V.C of both Attachments D and G of this Order. See Provision VI.C.2 (Effluent Characterization Study and Report) of this Order for information that must also be reported with monthly SMRs.

Monthly SMRs shall include all new monitoring results obtained since the last SMR was submitted. If the Discharger monitors any pollutant more frequently than required by this Order, the Discharger shall include the results of such monitoring in the calculations and reporting for the SMR.

- b. Annual SMR** — Annual SMRs shall be due February 1 each year, covering the previous calendar year. The annual SMR shall contain the items described in sections V.C.1.f of Attachment G. See also Provisions VI.C.2 (Effluent Characterization Study and Report) and VI.C.5.b.ix (Monitor to Characterize Wet Weather Discharge Impacts and Efficacy of Controls) of the Order for requirements to submit reports with the annual SMR.

- c. Specifications for Submitting SMRs to CIWQS** — The Discharger shall submit analytical results and other information using one of the following methods.

**Table E-8. CIWQS Reporting**

Parameter	Method of Reporting	
	EDF/CDF data upload or manual entry	Attached File
All parameters identified in influent, effluent, and receiving water monitoring tables (except Dissolved Oxygen and Temperature)	Required for all results	
Dissolved Oxygen Temperature	Required for monthly maximum and minimum results only <sup>[1]</sup>	Discharger may use this method for all results or keep records
Cyanide Arsenic Cadmium Chromium Copper Lead Mercury Nickel Selenium Silver Zinc Dioxins and Furans (by U.S. EPA Method 1613)	Required for all results <sup>[2]</sup>	
Antimony Beryllium Thallium Other Pollutants (by U.S. EPA Methods 601, 602, 608, 610, 614, 624, and 625)	Not required (unless identified in influent, effluent, or receiving water monitoring tables), but encouraged <sup>[1]</sup>	Discharger may use this method and submit results with application for permit reissuance, unless data are submitted by CDF/EDF upload
Volume and Duration of Blended Discharge <sup>[3]</sup>	Required for all blended effluent discharges	

Parameter	Method of Reporting	
	EDF/CDF data upload or manual entry	Attached File
Analytical Method	Not required (Discharger may select “data unavailable”) <sup>[1]</sup>	
Collection Time Analysis Time	Not required (Discharger may select “0:00”) <sup>[1]</sup>	

Footnotes:

- <sup>[1]</sup> The Discharger shall continue to monitor at the minimum frequency specified in this MRP, keep records of the measurements, and make the records available upon request.
- <sup>[2]</sup> These parameters require EDF/CDF data upload or manual entry regardless of whether monitoring is required by this MRP or other provisions of this Order (except for biosolids, sludge, or ash provisions).
- <sup>[3]</sup> The requirement for volume and duration of blended discharge applies only if this Order authorizes the Discharger to discharge blended effluent.

The Discharger shall arrange all reported data in a tabular format and summarize data to clearly illustrate whether the Facility is operating in compliance with effluent limitations. The Discharger is not required to duplicate the submittal of data entered in a tabular format within CIWQS. When electronic submittal of data is required and CIWQS does not provide for entry into a tabular format, the Discharger shall electronically submit the data in a tabular format as an attachment.

**3. Monitoring Periods.** Monitoring periods for all required monitoring shall be as set forth below unless otherwise specified:

**Table E-9. Monitoring Periods**

Sampling Frequency	Monitoring Period Begins On...	Monitoring Period
Continuous	Permit effective date	All
1/Hour	Permit effective date	Hourly
1/Day	Permit effective date	Midnight through 11:59 p.m. or any 24-hour period that reasonably represents a calendar day for purposes of sampling.
1/Week or 2/Week or 5/Week	Sunday following permit effective date or on permit effective date if on Sunday	Sunday through Saturday
1/Month	First day of calendar month following permit effective date or on permit effective date if on first day of month	First day of calendar month through last day of calendar month
1/2 Months	First day of calendar month following permit effective date or on permit effective date if that date is first day of month	First day of calendar month through last day of next calendar month
1/Year	January 1	January 1 through December 31
2/Year	Closest January 1 or July 1 following (or on) permit effective date	November 1 through April 30 May 1 through October 31
4/Year	Closest January 1, April 1, July 1, or October 1 following (or on) permit effective date	January 1 through March 31 April 1 through June 30 July 1 through September 30 October 1 through December 31

Sampling Frequency	Monitoring Period Begins On...	Monitoring Period
1/5 Years	Permit effective date	Once during the Order term no more than 12 months prior to applying for permit reissuance.

4. **RL and MDL Reporting.** The Discharger shall report with each sample result the Reporting Level (RL) and Method Detection Limit (MDL) as determined by the procedure in 40 C.F.R. part 136. The Discharger shall report the results of analytical determinations for the presence of chemical constituents in a sample using the following reporting protocols:
  - a. Sample results greater than or equal to the RL shall be reported as measured by the laboratory (i.e., the measured chemical concentration in the sample).
  - b. Sample results less than the RL, but greater than or equal to the laboratory’s MDL, shall be reported as “Detected, but Not Quantified,” or DNQ. The estimated chemical concentration of the sample shall also be reported. The laboratory may, if such information is available, include numerical estimates of the data quality for the reported result. Numerical estimates of data quality may be percent accuracy (+/- a percentage of the reported value), numerical ranges (low to high), or any other means the laboratory considers appropriate.
  - c. Sample results less than the laboratory’s MDL shall be reported as “Not Detected” or ND.
  - d. The Discharger shall instruct laboratories to establish calibration standards so that the minimum level (ML) value (or its equivalent if there is differential treatment of samples relative to calibration standards) is the lowest calibration standard. At no time is the Discharger to use analytical data derived from extrapolation beyond the lowest point of the calibration curve.
  
5. **Compliance Determination.** Compliance with effluent limitations for priority pollutants shall be determined using sample reporting protocols defined above and in the Fact Sheet and Attachments A, D, and G. For purposes of reporting and administrative enforcement by the Regional Water Board and State Water Board, the Discharger shall be deemed out of compliance with effluent limitations if the concentration of the priority pollutant in the monitoring sample is greater than the effluent limitation and greater than or equal to the reporting level (RL).

**C. Discharge Monitoring Reports (DMRs)**

1. At any time during the term of this Order, the State Water Board or Regional Water Board may notify the Discharger to electronically submit DMRs. Until such notification is given, the Discharger shall submit DMRs in accordance with the requirements described below.
2. Once notified by the State Water Board or Regional Water Board, the Discharger shall submit hard copy DMRs. The Discharger shall sign and certify DMRs as Attachment D requires. The Discharger shall submit original DMRs to one of the addresses listed below:

Standard Mail	FedEx/UPS/Other Private Carriers
State Water Resources Control Board Division of Water Quality c/o DMR Processing Center PO Box 100 Sacramento, CA 95812-1000	State Water Resources Control Board Division of Water Quality c/o DMR Processing Center 1001 I Street, 15 <sup>th</sup> Floor Sacramento, CA 95814

3. All discharge monitoring results shall be reported on official U.S. EPA pre-printed DMR forms (EPA Form 3320-1) or self-generated forms that follow the exact same format as EPA Form 3320-1.

## IX. MODIFICATIONS TO ATTACHMENT G

This MRP modifies Attachment G as indicated below:

**A. Attachment G sections V.C.1.f and V.C.1.g are revised as follows, and section V.C.1.h (Reporting data in electronic format) is deleted.**

- f. Annual self-monitoring report requirements

By the date specified in the MRP, the Discharger shall submit an annual report to the Regional Water Board covering the previous calendar year. The report shall contain the following:

- 1) Annual compliance summary table of treatment plant performance (this summary table is not required if the Discharger has submitted the year's monitoring results to CIWQS in electronic reporting format by EDF/CDF upload or manual entry);
- 2) Comprehensive discussion of treatment plant performance and compliance with the permit (this discussion shall include any corrective actions taken or planned, such as changes to facility equipment or operation practices that may be needed to achieve compliance, and any other actions taken or planned that are intended to improve performance and reliability of the Discharger's wastewater collection, treatment, or disposal practices);
- 3) Both tabular and graphical summaries of the monitoring data for the previous year if parameters are monitored at a frequency of monthly or greater (this item is not required if the Discharger has submitted the year's monitoring results to CIWQS in electronic reporting format by EDF/CDF upload or manual entry);
- 4) List of approved analyses, including the following:
  - (i) List of analyses for which the Discharger is certified;

- (ii) List of analyses performed for the Discharger by a separate certified laboratory (copies of reports signed by the laboratory director of that laboratory shall not be submitted but be retained onsite); and
  - (iii) List of “waived” analyses, as approved;
- 5) Plan view drawing or map showing the Discharger’s facility, flow routing, and sampling and observation station locations;
  - 6) Results of annual facility inspection to verify that all elements of the SWPP Plan are accurate and up to date (only required if the Discharger does not route all stormwater to the headworks of its wastewater treatment plant); and
  - 7) Results of facility report reviews (The Discharger shall regularly review, revise, and update, as necessary, the O&M Manual, the Contingency Plan, the Spill Prevention Plan, and Wastewater Facilities Status Report so that these documents remain useful and relevant to current practices. At a minimum, reviews shall be conducted annually. The Discharger shall include, in each Annual Report, a description or summary of review and evaluation procedures, recommended or planned actions, and an estimated time schedule for implementing these actions. The Discharger shall complete changes to these documents to ensure they are up-to-date.).
- g. Report submittal

The Discharger shall submit SMRs addressed as follows, unless the Discharger submits SMRs electronically to CIWQS:

California Regional Water Quality Control Board  
San Francisco Bay Region  
1515 Clay Street, Suite 1400  
Oakland, CA 94612  
Attn: NPDES Wastewater Division

- h. Reporting data in electronic format – *Deleted*

**B. Attachment G sections V.E.2, V.E.2.a, and V.E.2.c are revised as follows, and sections V.E.2.b (24-hour Certification) and V.E.2.d (Communication Protocol) are deleted.**

- 2. Unauthorized Discharges from Municipal Wastewater Treatment Plants<sup>1</sup>

The following requirements apply to municipal wastewater treatment plants that experience an unauthorized discharge at their treatment facilities and

---

<sup>1</sup> California Code of Regulations, Title 23, Section 2250(b), defines an unauthorized discharge to be a discharge, not regulated by waste discharge requirements, of treated, partially treated, or untreated wastewater resulting from the intentional or unintentional diversion of wastewater from a collection, treatment or disposal system.



supersede requirements imposed on the Discharger by the Executive Officer by letter of May 1, 2008.

a. Two (2)-Hour Notification

For any unauthorized discharges that enter a drainage channel or a surface water, the Discharger shall, as soon as possible, but not later than two (2) hours after becoming aware of the discharge, notify the California Emergency Management Agency (CalEMA, currently 800-852-7550), the local health officers or directors of environmental health with jurisdiction over the affected water bodies, and the Regional Water Board. Timely notification by the Discharger to CalEMA also satisfies notification to the Regional Water Board. Notification shall include the following:

- 1) Incident description and cause;
- 2) Location of threatened or involved waterway(s) or storm drains;
- 3) Date and time the unauthorized discharge started;
- 4) Estimated quantity and duration of the unauthorized discharge (to the extent known), and the estimated amount recovered;
- 5) Level of treatment prior to discharge (e.g., raw wastewater, primary treated, undisinfected secondary treated, and so on); and
- 6) Identity of the person reporting the unauthorized discharge.

b. 24-hour Certification – *Deleted*

c. 5-day Written Report

Within five business days, the Discharger shall submit a written report that includes, in addition to the information required above, the following:

- 1) Methods used to delineate the geographical extent of the unauthorized discharge within receiving waters;
- 2) Efforts implemented to minimize public exposure to the unauthorized discharge;
- 3) Visual observations of the impacts (if any) noted in the receiving waters (e.g., fish kill, discoloration of water) and the extent of sampling if conducted;
- 4) Corrective measures taken to minimize the impact of the unauthorized discharge;

- 5) Measures to be taken to minimize the chances of a similar unauthorized discharge occurring in the future;
- 6) Summary of Spill Prevention Plan or O&M Manual modifications to be made, if necessary, to minimize the chances of future unauthorized discharges; and
- 7) Quantity and duration of the unauthorized discharge, and the amount recovered.

d. Communication Protocol – *Deleted*

## **X. MODIFICATIONS TO ATTACHMENT H**

This MRP modifies Attachment H as indicated below.

### **A. Attachment H, Appendix H-3, Signature Requirements for Pretreatment Annual and Semiannual Reports, is revised as follows.**

The pretreatment annual and semiannual reports shall be signed by a principal executive officer, ranking elected official, or other duly authorized employee who is responsible for the overall operation of the Discharger (POTW - 40 C.F.R. section 403.12[m]). Signed copies of the reports shall be submitted to the State Water Board and the Regional Water Board through the electronic self-monitoring report (eSMR) module of the California Integrated Water Quality System (CIWQS).

**APPENDIX E-1**  
**CHRONIC TOXICITY**  
**DEFINITION OF TERMS AND SCREENING PHASE REQUIREMENTS**

**I. Definition of Terms**

- A. No observed effect level (NOEL) for compliance determination is equal to IC<sub>25</sub> or EC<sub>25</sub>. If the IC<sub>25</sub> or EC<sub>25</sub> cannot be statistically determined, the NOEL shall be equal to the NOEC derived using hypothesis testing.
- B. Effective concentration (EC) is a point estimate of the toxicant concentration that would cause an adverse effect on a quantal, “all or nothing,” response (such as death, immobilization, or serious incapacitation) in a given percent of the test organisms. If the effect is death or immobility, the term lethal concentration (LC) may be used. EC values may be calculated using point estimation techniques such as probit, logit, and Spearman-Kärber. EC<sub>25</sub> is the concentration of toxicant (in percent effluent) that causes a response in 25 percent of the test organisms.
- C. Inhibition concentration (IC) is a point estimate of the toxicant concentration that would cause a given percent reduction in a nonlethal, nonquantal biological measurement, such as growth. For example, an IC<sub>25</sub> is the estimated concentration of toxicant that would cause a 25 percent reduction in average young per female or growth. IC values may be calculated using a linear interpolation method such as U.S. EPA's Bootstrap Procedure.
- D. No observed effect concentration (NOEC) is the highest tested concentration of an effluent or a toxicant at which no adverse effects are observed on the aquatic test organisms at a specific time of observation. It is determined using hypothesis testing.

**II. Chronic Toxicity Screening Phase Requirements**

- A. The Discharger shall perform screening phase monitoring:
  - 1. Subsequent to any significant change in the nature of the effluent discharged through changes in sources or treatment, except those changes resulting from reductions in pollutant concentrations attributable to source control efforts, or
  - 2. Prior to permit reissuance. Screening phase monitoring data shall be included in the NPDES permit application for reissuance. The information shall be as recent as possible, but may be based on screening phase monitoring conducted within 5 years before the permit expiration date.
- B. Design of the screening phase shall, at a minimum, consist of the following elements:
  - 1. Use of test species specified in Appendix E-2, attached, and use of the protocols referenced in those tables.

2. Two stages:
    - a. Stage 1 shall consist of a minimum of one battery of tests conducted concurrently. Selection of the type of test species and minimum number of tests shall be based on Appendix E-2 (attached).
    - b. Stage 2 shall consist of a minimum of two test batteries conducted at a monthly frequency using the three most sensitive species based on the Stage 1 test results.
  3. Appropriate controls.
  4. Concurrent reference toxicant tests.
  5. Dilution series of 100%, 50%, 25%, 12.5%, 6.25%, and 0%, where “%” is percent effluent as discharged, or as otherwise approved by the Executive Officer if different dilution ratios are needed to reflect discharge conditions.
- C. The Discharger shall submit a screening phase proposal. The proposal shall address each of the elements listed above. If within 30 days, the Executive Officer does not comment, the Discharger shall commence with screening phase monitoring.

**APPENDIX E-2  
 SUMMARY OF TOXICITY TEST SPECIES REQUIREMENTS**

**Table AE-1. Critical Life Stage Toxicity Tests for Estuarine Waters**

Species	(Scientific Name)	Effect	Test Duration	Reference
Alga	<i>(Skeletonema costatum)</i> <i>(Thalassiosira pseudonana)</i>	Growth rate	4 days	1
Red alga	<i>(Champia parvula)</i>	Number of cystocarps	7–9 days	3
Giant kelp	<i>(Macrocystis pyrifera)</i>	Percent germination; germ tube length	48 hours	2
Abalone	<i>(Haliotis rufescens)</i>	Abnormal shell development	48 hours	2
Oyster Mussel	<i>(Crassostrea gigas)</i> <i>(Mytilus edulis)</i>	Abnormal shell development; percent survival	48 hours	2
Echinoderms - Urchins Sand dollar	<i>(Strongylocentrotus purpuratus, S. franciscanus)</i> <i>(Dendraster excentricus)</i>	Percent fertilization or larval development	1 hour (fertilization) or 72 hours (development)	2
Shrimp	<i>(Americamysis bahia)</i>	Percent survival; growth	7 days	3
Shrimp	<i>(Holmesimysis costata)</i>	Percent survival; growth	7 days	2
Topsmelt	<i>(Atherinops affinis)</i>	Percent survival; growth	7 days	2
Silversides	<i>(Menidia beryllina)</i>	Larval growth rate; percent survival	7 days	3

**Toxicity Test References:**

1. American Society for Testing Materials (ASTM). 1990. Standard Guide for Conducting Static 96-Hour Toxicity Tests with Microalgae. Procedure E 1218-90. ASTM, Philadelphia, PA.
2. Short-term Methods for Estimating the Chronic Toxicity of Effluent and Receiving Waters to West Coast Marine and Estuarine Organisms. EPA/600/R-95/136. August 1995.
3. Short-term Methods for Estimating the Chronic Toxicity of Effluent and Receiving Waters to Marine and Estuarine Organisms. EPA/821/R-02/014. October 2002.

**Table AE-2. Critical Life Stage Toxicity Tests for Fresh Waters**

Species	(Scientific Name)	Effect	Test Duration	Reference
Fathead minnow	<i>(Pimephales promelas)</i>	Survival; growth rate	7 days	4
Water flea	<i>(Ceriodaphnia dubia)</i>	Survival; number of young	7 days	4
Alga	<i>(Selenastrum capricornutum)</i>	Final cell density	4 days	4

**Toxicity Test Reference:**

1. Short-term Methods for Estimating the Chronic Toxicity of Effluents and Receiving Waters to Freshwater Organisms, fourth Edition Chronic manual (EPA-821-R-02-013, October 2002).

**Table AE-3. Toxicity Test Requirements for Stage One Screening Phase**

Requirements	Receiving Water Characteristics		
	Discharges to Coast	Discharges to San Francisco Bay <sup>[1]</sup>	
		Ocean	Marine/Estuarine
Taxonomic diversity	1 plant 1 invertebrate 1 fish	1 plant 1 invertebrate 1 fish	1 plant 1 invertebrate 1 fish
Number of tests of each salinity type: Freshwater <sup>[2]</sup> Marine/Estuarine	0 4	1 or 2 3 or 4	3 0
Total number of tests	4	5	3

<sup>[1]</sup> (a) Marine refers to receiving water salinities greater than 1 part per thousand (ppt) at least 95 percent of the time during a normal water year.

(b) Freshwater refers to receiving water with salinities less than 1 ppt at least 95 percent of the time during a normal water year.

(c) Estuarine refers to receiving water salinities that fall between those of marine and freshwater, as described above.

<sup>[2]</sup> The freshwater species may be substituted with marine species if:

(a) The salinity of the effluent is above 1 ppt greater than 95 percent of the time, or

(b) The ionic strength (TDS or conductivity) of the effluent at the test concentration used to determine compliance is documented to be toxic to the test species.

**ATTACHMENT F - FACT SHEET**

**Contents**

I. Permit Information ..... F-3

II. Facility Description ..... F-4

    A. Wastewater and Biosolids Treatment and Controls ..... F-4

    B. Discharge Points and Receiving Waters ..... F-6

    C. Summary of Existing Requirements and Monitoring Data ..... F-7

    D. Summary of Combined Sewer Discharge Events ..... F-9

    E. Compliance Summary ..... F-10

    F. Planned Changes ..... F-12

III. Applicable Plans, Policies, and Regulations ..... F-12

IV. Rationale For Effluent Limitations and Discharge Specifications ..... F-16

    A. Discharge Prohibitions ..... F-16

    B. Conventional and Non-Conventional Pollutant Effluent Limitations ..... F-18

        1. Scope and Authority ..... F-18

        2. Effluent Limitations ..... F-19

    C. Toxic Pollutant Effluent Limitations ..... F-21

        1. Scope and Authority ..... F-21

        2. Beneficial Uses and Water Quality Criteria and Objectives ..... F-23

        3. Need for Water Quality-Based Effluent Limitations (Reasonable Potential Analysis) .. F-25

        4. Water Quality-Based Effluent Limitations ..... F-29

        5. Whole Effluent Acute Toxicity ..... F-37

        6. Whole Effluent Chronic Toxicity ..... F-37

    D. Effluent Limitation Considerations ..... F-38

V. Rationale for Receiving Water Limitations ..... F-39

VI. Rationale for Provisions ..... F-40

    A. Standard Provisions ..... F-40

    B. Monitoring and Reporting ..... F-40

    C. Special Provisions ..... F-40

        1. Reopener Provisions ..... F-40

        2. Effluent Characterization Study and Report ..... F-40

        3. Pollutant Minimization Program ..... F-41

        4. Special Provisions for Municipal Facilities ..... F-41

        5. Combined Sewer Overflow Controls ..... F-42

        6. Other Special Provisions ..... F-44

VII. Rationale for Monitoring and reporting program (MRP) ..... F-45

VIII. Public Participation ..... F-47

**Tables**

Table F-1. Facility Information ..... F-3

Table F-2. Previous Effluent Limitations and Monitoring Data ..... F-7

Table F-3. Additional Wet Weather Monitoring Data ..... F-8

Table F-4. Frequency of Combined Sewer Discharge Events ..... F-9

Table F-5. Durations of Combined Sewer Discharge Events ..... F-10

Table F-6. Wet Weather Enterococcus Effluent Limitation Violations ..... F-10  
Table F-7. Basin Plan Beneficial Uses ..... F-13  
Table F-8. Secondary Treatment Requirements ..... F-19  
Table F-9. Reasonable Potential Analysis ..... F-26  
Table F-10. WQBEL Calculations..... F-36  
Table F-11. Monitoring Requirements Summary ..... F-46



## ATTACHMENT F – FACT SHEET

This Fact Sheet includes the legal requirements and technical rationale that serve as the basis for the requirements of this Order. As described in section II.B of the Order, the Regional Water Board incorporates this Fact Sheet as its findings supporting the issuance of the Order.

### I. PERMIT INFORMATION

The following table summarizes administrative information related to the facility.

**Table F-1. Facility Information**

<b>WDID</b>	2 386010001
<b>CIWQS Place ID</b>	256499
<b>Discharger</b>	City and County of San Francisco
<b>Facility Name</b>	Southeast Water Pollution Control Plant, North Point Wet Weather Facility, Bayside Wet Weather Facilities, and Wastewater Collection System
<b>Facility Address</b>	San Francisco Public Utilities Commission / Wastewater Enterprise 750 Phelps Street San Francisco, CA 94124 San Francisco County
<b>Facility Contact, Title, Phone</b>	Tommy Moala, Assistant General Manager, Wastewater Enterprise, (415) 554-2465
<b>Authorized Person to Sign and Submit Reports</b>	Same as Facility Contact
<b>Mailing Address</b>	San Francisco Public Utilities Commission 525 Golden Gate Ave., 13 <sup>th</sup> Floor San Francisco, CA 94102
<b>Billing Address</b>	Same as Mailing Address
<b>Facility Type</b>	Publicly Owned Treatment Works
<b>Major or Minor Facility</b>	Major
<b>Threat to Water Quality</b>	1
<b>Complexity</b>	A
<b>Pretreatment Program</b>	Yes
<b>Reclamation Requirements</b>	Not Applicable
<b>Mercury and PCBs Requirements</b>	NPDES Permit No. CA0038849
<b>Permitted Flow</b>	85.4 million gallons per day (MGD)
<b>Design Flow</b>	<u>Southeast Water Pollution Control Plant:</u> 85.4 MGD – Average dry weather design flow capacity; 250 MGD – Wet weather design flow capacity: 150 MGD receives primary and secondary treatment, and additional 100 MGD receives only primary treatment. <u>North Point Wet Weather Facility:</u> 150 MGD – Wet weather design flow capacity (only primary treatment).
<b>Watershed</b>	San Francisco Bay
<b>Receiving Water</b>	San Francisco Bay
<b>Receiving Water Type</b>	Marine

- A. The City and County of San Francisco (Discharger) is the owner and operator of the Southeast Water Pollution Control Plant (Southeast Plant), North Point Wet Weather Facility (North Point Facility), Bayside Wet Weather Facilities, and wastewater collection system (collectively Facility).

For the purposes of this Order, references to the “discharger” or “permittee” in applicable federal and State laws, regulations, plans, or policy are held to be equivalent to references to the Discharger herein.

- B.** The Discharger is regulated pursuant to National Pollutant Discharge Elimination System (NPDES) Permit No. CA0037664. It was previously subject to Order No. R2-2008-0007 (previous order), which was adopted on January 30, 2008, and expired on March 31, 2013. The Facility discharges wastewater to Central and Lower San Francisco Bay, waters of the United States within the San Francisco Bay watershed. Attachment B provides a map of the area around the Facility. Attachment C provides a Facility flow schematic.

The Discharger must file a petition with the State Water Resources Control Board (State Water Board), Division of Water Rights, and receive approval for any change in the point of discharge, place of use, or purpose of use of treated wastewater that decreases the flow in any portion of a watercourse. The State Water Board retains the jurisdictional authority to enforce such requirements under Water Code section 1211.

- C.** The Discharger filed a Report of Waste Discharge and submitted an application for reissuance of its WDRs and NPDES permit on October 2, 2012.
- D.** The discharge is also regulated under NPDES Permit No. CA0038849, which establishes requirements on mercury and polychlorinated biphenyls (PCBs) from wastewater discharges to San Francisco Bay. This Order does not affect the mercury and PCBs permit.

## II. FACILITY DESCRIPTION

### A. Wastewater and Biosolids Treatment and Controls

- 1. Location and Service Area.** The Facility serves eastern San Francisco and portions of Brisbane and Daly City (served by the City of Brisbane, the Bayshore Sanitary District, and the North San Mateo County Sanitation District). The service area population is approximately 580,000.

The Southeast Plant is located on Phelps Street at Jarrold Avenue near the Islais Creek Channel. It provides primary and secondary treatment of combined wastewater and stormwater. The North Point Facility is located on Bay Street near The Embarcadero. It provides primary treatment of combined wastewater and stormwater during wet weather. The Bayside Wet Weather Facilities are located throughout the eastern side of San Francisco, primarily near the shore. They provide equivalent-to-primary treatment during wet weather.

- 2. Collection System.** The collection system is primarily a combined sewer system that conveys wastewater and stormwater to the Southeast Plant, North Point Facility, and Bayside Wet Weather Facilities. It consists of approximately 600 miles of pipe, and 7 major and 11 minor pump stations. Separate sanitary and storm drains serve isolated areas, including parts of Candlestick Point and Mission Bay. The Facility also receives wastewater from three satellite wastewater collection systems: the Bayshore Sanitary District (portions of Brisbane and Daly City), the City of Brisbane (residential sector), and the North San Mateo County Sanitation District (portions of Daly City). For the purposes of this Order, the Facility does not include the satellite collection systems.

**3. Wastewater Treatment.** The Discharger operates the Southeast Plant, North Point Facility, and Bayside Wet Weather Facilities to maximize treatment.

- a. Southeast Plant.** During dry weather, the Southeast Plant provides secondary wastewater treatment. The treatment processes include a headworks (with coarse and fine bar screens, and grit removal), primary sedimentation tanks, pure oxygen aeration basins, secondary clarifiers, and chlorine contact basins (for chlorination using sodium hypochlorite and dechlorination using sodium bisulfite). These processes are shown in the diagram in Attachment C. The Southeast Plant has a dry weather design capacity of 85.4 MGD. From June 2010 through August 2012, its average dry weather flow was 58 MGD.

During wet weather, the Southeast Plant processes up to 250 MGD of combined wastewater (i.e., sewage, industrial wastewater, and stormwater). Up to 150 MGD receives both primary and secondary treatment; the remaining flow (up to 100 MGD) receives only primary treatment. The entire volume is disinfected prior to discharge.

- b. North Point Facility.** The North Point Facility discharges only during wet weather and provides primary treatment of combined wastewater. The treatment consists of bar screens, sedimentation tanks equipped with skimmers (clarification, removal of floatables), sodium hypochlorite injection, and dechlorination using sodium bisulfite addition. The North Point Facility can provide primary treatment for up to 150 MGD of combined wastewater. The entire volume of treated wastewater is disinfected and dechlorinated prior to discharge. Solids are directed to the Southeast Plant for digestion.

The North Point Facility discharges under the following circumstances:

- the North Shore Storage/Transport Box is at 200 inches;
  - within 60 minutes of any combined sewer discharge through Discharge Point Nos. 013 through 017; or
  - as necessary to minimize the likelihood of combined sewer discharges in the Central and Southeast Drainage Basins.
- c. Bayside Wet Weather Facilities.** During dry weather, storage/transport structures transport wastewater to the Southeast Plant. During wet weather, these structures transfer combined wastewater to the Southeast Plant and, if necessary, the North Point Facility. They also provide storage for more than 120 million gallons of combined wastewater. In the event that the capacities of the Southeast Plant, North Point Facility, and storage/transport structures are exceeded, the combined wastewater receives the equivalent of primary treatment in the storage/transport structures and is discharged to San Francisco Bay through any one of 29 shoreline combined sewer discharge structures. The treatment in the storage/transport structures consists of settling solids with a series of baffles and weirs that also remove floatable materials prior to discharge. This process equates to the minimum treatment specified in U.S. EPA's *Combined Sewer Overflow Control Policy* (see Fact Sheet section III.C.8). After the wet weather is over, wastewater and accumulated solids remaining in the storage/transport structures are sent to the Southeast Plant for secondary treatment.

- 4. Sludge and Biosolids Management.** Sludge from the primary and secondary clarification operations is processed using anaerobic digestion. The process consists of gravity belt thickeners for waste activated sludge thickening, mesophilic anaerobic digesters, and horizontal bowl centrifuges for dewatering. After digestion, the sludge is conditioned with ferric chloride and polymer, dewatered, and stored in cake hoppers for hauling. The digested and dewatered biosolids are beneficially used at a permitted landfill or land-applied at a permitted site. A portion of the biosolids is blended with green waste to create Class A compost. Class B biosolids are land-applied on farms in Solano and Sonoma counties or used at a landfill.

## **B. Discharge Points and Receiving Waters**

- 1. Dry Weather Discharges.** During dry weather, all flow receives secondary treatment and is discharged to Lower San Francisco Bay (a tidally-influenced, marine waterbody) through a deep water outfall (Discharge Point No. 001) at Pier 80, which is immediately north of the Islais Creek Channel. The outfall is approximately 810 feet east of Pier 80 at a depth of approximately 43 feet below mean lower low water. A diffuser at the outfall consists of 18 ports placed 15.9 feet apart on center along the terminal end of the outfall. The length of the diffuser is oriented approximately 90 degrees off north, perpendicular to the predominant current direction. The diffuser port openings are 8 inches in diameter, located at an elevation 42 inches above the sediment bed, and set at 0 degrees from horizontal.

Following a September 2010 inspection that discovered that some fittings on the diffuser risers had broken off, the Discharger began replacing the discharge ports on the diffuser. The number of ports will remain the same, but the new ports will be equipped with duckbill valves to prevent rocks and debris from entering. The duckbill valves will likely increase dilution at the outfall.

- 2. Wet Weather Discharges.** During wet weather, when secondary treatment capacity at the Southeast Plant has been exceeded, a portion of the primary-treated effluent bypasses aeration and secondary clarification. The bypassed primary effluent is chlorinated and dechlorinated, and then blended with disinfected secondary-treated wastewater and discharged through Discharge Point No. 001. The discharge from the Southeast Plant through Discharge Point No. 001 is maximized up to 110 MGD. Effluent flows in excess of 110 MGD are discharged via the Quint Street shallow water outfall into Islais Creek (Discharge Point No. 002). All effluent discharged through Discharge Point No. 002 receives secondary treatment, and all primary treated effluent is directed to the deep water outfall. Up to 140 MGD of secondary-treated wastewater may be discharged through Discharge Point No. 002. Under the most critical circumstances, up to 100 MGD of disinfected primary-treated effluent may be blended with 10 MGD of disinfected secondary-treated effluent and discharged through Discharge Point No. 001.

When necessary, treated wastewater from the North Point Facility is discharged into San Francisco Bay through four deepwater outfalls, two of which discharge at the end of Pier 33 (Discharge Point Nos. 003 and 004) and two of which discharge at the end of Pier 35 (Discharge Point Nos. 005 and 006). If the capacities of the Southeast Plant, the North Point Facility, and the storage/transport structures are exceeded, wastewater in the storage/transport structures is discharged to San Francisco Bay through one or more of the 29 combined sewer discharge structures (Discharge Point Nos. 009 through 043).

### C. Summary of Existing Requirements and Monitoring Data

Effluent limitations contained in the previous order and representative monitoring data from the previous order term are presented below:

**Table F-2. Previous Effluent Limitations and Monitoring Data**

Parameter	Units	Effluent Limitations					Monitoring Data (4/08–9/12)
		Monthly Average	Weekly Average	Daily Maximum	Instantaneous Maximum	Instantaneous Minimum	Highest Daily Discharge
<b>Dry Weather (Discharge Point No. 001)</b>							
Biochemical Oxygen Demand, 5-day @ 20°C (BOD <sub>5</sub> )	mg/L	30	45	---	---	---	47 <sup>[6]</sup>
Total Suspended Solids (TSS)	mg/L	30	45	---	---	---	62 <sup>[6]</sup>
Oil and Grease	mg/L	10	---	20	---	---	17
pH	s.u.	---	---	---	9.0	6.0	6.1 – 7.7
Total Residual Chlorine	mg/L	---	---	---	0.0	---	0.0
Enterococcus	MPN/100 mL	35 <sup>[1]</sup>	---	---	---	---	16 <sup>[4]</sup>
Fecal Coliform	MPN/100 mL	500 <sup>[2]</sup>	---	---	---	---	270
Copper	µg/L	53 <sup>[3]</sup>	---	76 <sup>[3]</sup>	---	---	37
Lead	µg/L	36	---	89	---	---	1.6
Silver	µg/L	7	---	22	---	---	2.6
Zinc	µg/L	490	---	720	---	---	55
Cyanide	µg/L	20 <sup>[4]</sup>	---	43 <sup>[4]</sup>	---	---	9.5
Dioxin-TEQ	mg/yr	[5]					0 <sup>[5]</sup>
Tetrachloroethylene	µg/L	84	---	240	---	---	0.79
Bis (2-ethylhexyl) phthalate	µg/L	55	---	110	---	---	1.7
Ammonia	mg/L as N	190	---	290	---	---	42
Tributyltin	µg/L	0.032	---	0.065	---	---	< 0.0026
<b>Wet Weather (Discharge Point No. 001)</b>							
Total Residual Chlorine	mg/L	---	---	---	0.0	---	0.0
Enterococcus	MPN/100 mL	---	---	---	104	---	600
Fecal Coliform	MPN/100 mL	500 <sup>[2]</sup>	---	---	---	---	450
<b>Wet Weather (Discharge Point No. 002)</b>							
Total Residual Chlorine	mg/L	---	---	---	0.0	---	0.0
Enterococcus	MPN/100 mL	---	---	---	104	---	>24,000

Parameter	Units	Effluent Limitations					Monitoring Data (4/08-9/12)
		Monthly Average	Weekly Average	Daily Maximum	Instantaneous Maximum	Instantaneous Minimum	Highest Daily Discharge
Fecal Coliform	MPN/100 mL	500 <sup>[2]</sup>	---	---	---	---	680 <sup>[7]</sup>
<b>Wet Weather (Discharge Point Nos. 004 through 006)</b>							
Total Residual Chlorine	mg/L	---	---	---	0.0	---	0.0
Enterococcus	MPN/100 mL	---	---	---	104	---	5,800
Fecal Coliform	MPN/100 mL	500 <sup>[2]</sup>	---	---	---	---	>16,000 <sup>[7]</sup>

Unit Abbreviations:

- mg/L = milligrams per liter
- µg/L = micrograms per liter
- s.u. = standard units
- CFU/100 mL = colony forming units per 100 milliliters
- MPN/100 mL = Most Probable Number per 100 milliliters
- mg/L as N = milligrams per liter as nitrogen
- mg/yr = milligrams per year

Footnotes:

- <sup>[1]</sup> Monthly geometric mean.
- <sup>[2]</sup> The 30-day moving median value was not to exceed 500 MPN/100 mL and no more than 10 percent of the samples in any 30-day period were to equal or exceed 1,100 MPN/100 mL.
- <sup>[3]</sup> Final effluent limitations for copper became effective on the effective date of the copper site-specific objectives (January 6, 2009).
- <sup>[4]</sup> Final effluent limitations for cyanide became effective on the effective date of the cyanide site specific objectives (July 22, 2008).
- <sup>[5]</sup> Final effluent limitations for dioxin-TEQ became effective on June 30, 2012. The dioxin-TEQ limit was 1.6 mg/year. Compliance was to be based on the product of the average concentration in samples collected each year and the annual dry weather flow. No dioxin or furan congener was detected above the ML in Attachment G, Table A; therefore, in accordance with Attachment G section V.C.1.c.3, the 2012 dioxin-TEQ discharge was 0 mg/year.
- <sup>[6]</sup> The monthly and weekly average BOD<sub>5</sub> and TSS concentrations at these times complied with BOD<sub>5</sub> and TSS effluent limitations.
- <sup>[7]</sup> The 30-day median and 10th percentile fecal coliform densities at these times complied with fecal coliform effluent limitations.

**Table F-3. Additional Wet Weather Monitoring Data**

Parameter	Units	Discharge Point No. 001		Discharge Point No. 002		Discharge Point Nos. 003 through 006	
		Range	Median <sup>[1]</sup>	Range	Median <sup>[1]</sup>	Range	Median <sup>[1]</sup>
Chemical Oxygen Demand (COD)	mg/L	53 – 200	120	25 – 100	52	74 – 360	160
Oil and Grease	mg/L	--	--	--	--	<5 – 43	9.5
Total Residual Chlorine	mg/L	0	0	0	0	0	0
Enterococcus	MPN/100 mL	<10 – 600	<10	<10 – >24,000	31	<10 – 5,800	<10
Fecal Coliform	MPN/100 mL	<2 – 450	<10	<2 – 680	<10	<2 – >16,000	<10
Copper	µg/L	3 – 64	35	1 – 17	8	5 – 99	45
Lead	µg/L	1 – 43	12	0.1 <sup>[2]</sup> – 2	1	1 – 31	13

Mercury	µg/L	<0.2 – 0.40	<0.2	<0.2	<0.2	<0.2 – 0.30 <sup>[2]</sup>	<0.2
Silver	µg/L	0.04 – 2.6	0.28	0.03 <sup>[2]</sup> – 0.51	0.14	0.04 <sup>[2]</sup> – 0.75	0.32
Zinc	µg/L	12 – 230	100	4 – 64	32	14 – 290	130
Cyanide	µg/L	<3 – 3.3 <sup>[2]</sup>	<3	<3	<3	1.9 <sup>[2]</sup> – 12	<3
Ammonia	mg/L as N	3 – 29	5	7 – 41	32	2 – 14	5

Unit Abbreviations:

mg/L = milligrams per liter  
µg/L = micrograms per liter  
MPN/100 mL = Most Probable Number per 100 milliliters  
mg/L as N = milligrams per liter as nitrogen

Footnotes:

- <sup>[1]</sup> Median calculation reflects inclusion of estimated concentrations (i.e., detected but not quantified, DNQs) and nondetects (at the detection limit).  
<sup>[2]</sup> Estimated concentration (i.e., detected but not quantified, DNQ)

### D. Summary of Combined Sewer Discharge Events

The following tables summarize combined sewer discharge events over a 14-year period and estimated average combined sewer discharge event durations for wet season 2008-2009 through wet season 2012-2013:

**Table F-4. Frequency of Combined Sewer Discharge Events**

Year	Rainfall (inches)	Number of Combined Sewer Discharge Events		
		North Shore Basin <sup>[2]</sup>	Central Basin <sup>[3]</sup>	Southeast Basin <sup>[3]</sup>
1998-1999	17.0	1	13	0
1999-2000	20.9	3	12	1
2000-2001	15.8	0	8	0
2001-2002	19.3	2	9	2
2002-2003	21.1	3	14	4
2003-2004	16.9	4	8	2
2004-2005	28.2	4	15	1
2005-2006	28.9	3	16	2
2006-2007	15.1	1	5	1
2007-2008	17.4	3	7	2
2008-2009	15.6	3	4	1
2009-2010	22.4	5	11	3
2010-2011	26.3	6	21	0
2011-2012	15.9	2	8	1
<b>14-Year Median</b>	<b>18.4</b>	<b>3</b>	<b>10</b>	<b>1</b>
<b>Design Criterion <sup>[1]</sup></b>		<b>4</b>	<b>10</b>	<b>1</b>

Footnotes:

- <sup>[1]</sup> These criteria were based on 70 years of historic rainfall data and used to design the the Bayside Wet Weather Facilities. They are useful in evaluating system performance.  
<sup>[2]</sup> North Shore Basin combined sewer discharges occur from Discharge Point Nos. 009 through 017.  
<sup>[3]</sup> Central Basin combined sewer discharges occur from Discharge Point Nos. 018 through 035.  
<sup>[4]</sup> Southeast Basin combined sewer discharges occur from Discharge Point Nos. 037 through 043.

**Table F-5. Durations of Combined Sewer Discharge Events**

Northshore Basin		Central Basin		Southeast Basin	
Discharge Point	Estimated Average Duration (Hours)	Discharge Point	Estimated Average Duration (Hours)	Discharge Point	Estimated Average Duration (Hours)
009	2	018	3	037	5
010	2	019	3	038	5
011	0	022	3	040	1
013	4	023	3	041	1
015	2	024	3	042	1
017	3	025	3	043	1
		026	3		
		027	3		
		028	3		
		029	2		
		030	2		
		030A	2		
		031	4		
		031A	4		
		032	4		
		033	4		
		035	4		

**E. Compliance Summary**

- 1. Effluent Limitation Violations.** The Discharger violated its wet weather enterococcus limit ten times during the previous order term, as listed in the following table:

**Table F-6. Wet Weather Enterococcus Effluent Limitation Violations**

Violation Date	Monitoring Location	Unit	Effluent Limit	Reported Value
December 16, 2008	EFF-002	MPN/100mL	104	110
January 22, 2009	EFF-002	MPN/100mL	104	8,664 <sup>[1]</sup>
April 7, 2009	EFF-002	MPN/100mL	104	>24,196 <sup>[1]</sup>
January 29, 2010	EFF-002	MPN/100mL	104	11,199 <sup>[1]</sup>
December 5, 2010	EFF-001B	MPN/100mL	104	402
January 30, 2011	EFF-001B	MPN/100mL	104	598
March 19, 2011	EFF-001B	MPN/100mL	104	784 <sup>[1]</sup>
March 15, 2011	EFF-003	MPN/100mL	104	1,317 <sup>[2]</sup>
March 24, 2011	EFF-003	MPN/100mL	104	5,794 <sup>[2]</sup>
November 16, 2012	EFF-003	MPN/100mL	104	108

Footnotes:

- <sup>[1]</sup> The Discharger asserts that these values may be false positives since simultaneous fecal coliform results were relatively low.
- <sup>[2]</sup> These violations may be subject to minimum penalties of \$3,000 each pursuant to California Water Code §13385(i).

The Discharger asserts that four reported values may be false positives due to matrix interference because, in each case, simultaneous fecal coliform results were relatively low.



However, the Discharger certified these results and, to date, has presented no corroborating information to invalidate them pursuant to MRP section XI.D.2 or Attachment G section V.C.1.a.5 of the previous order. The Discharger modified its sampling practices in early 2010 to test for interference before completing enterococcus analyses. As for the other violations, the Discharger points to the challenge of adding sufficient chlorine when operating at maximum hydraulic capacity, indicating that sudden stormwater surges make predicting the chlorine dose necessary for compliance difficult. The Discharger is considering options but has not proposed corrective actions.

The March 15 and 24, 2011, violations may be subject to minimum penalties of \$3,000 each pursuant to California Water Code section 13385(i) because they are the fourth and fifth effluent limit violations within six months. Regional Water Board staff will evaluate relevant evidence and present the matter for Regional Water Board consideration as a separate action in the near future, as appropriate.

2. **Inspections.** The Facility is subject to annual compliance evaluation inspections. During the previous order term, there were five inspections, four of which focused on treatment plant operations at the Southeast Plant. The treatment plant inspections concluded with satisfactory ratings for compliance. An October 2010 inspection focused on the collection system.

The collection system inspection addressed two main issues: (1) accumulation of grease and debris in the storage/transports; and (2) Discharger responsiveness to reports of collection system excursions onto sidewalks and streets. The Discharger responded to the inspection report by describing its routine collection system maintenance practices and programs addressing fats and grease and by pointing out that the number of apparent collection system problems reported was very high because all of its emergency hotline calls were included, whether or not they related to actual collection system problems. At the time, the Discharger was developing a new computer-based asset management system to allow it to better track and respond to calls.

To follow up on the inspection and the Discharger's response, the Executive Officer issued an order requiring additional information pursuant to Water Code section 13267. This 13267 order required information on the extent and causes of excursions onto sidewalks and streets, and progress toward collection system improvements, asset management system development and implementation, and collection system cleaning and maintenance.

In response, the Discharger submitted several reports, including a special study on combined sewer system excursions during the period from October 1, 2011, through September 30, 2012. Using its computer-based asset management system, it reported how many calls it received and how many of the calls related to collection system issues. Most (98 percent) of the reports related to private sewer laterals for which others were responsible. Nevertheless, the Discharger often resolved these problems on behalf of the other parties. The rest (about 70) related to the Discharger's collection system.

The Discharger described specific maintenance activities, improvements, and repairs to its collections system; tracked the effectiveness of its fats, oil, and grease control program; and

described program improvements. Grease buildup is the main cause of the Discharger's sewer system blockages.

## **F. Planned Changes**

The Discharger has started several infrastructure projects. In October 2012, the Discharger began the Southeast Plant Northside Facility Reliability Upgrade (Phase 2) project, which is an \$11.5-million project to replace aging secondary sludge handlers and aeration-related electrical systems and to modify the secondary clarification process. The project is expected to be completed in August 2014. The Discharger began an Oxygen Generation Plant Replacement project in December 2012 and plans to complete this \$12-million project in December 2013. The Discharger began dewatering facility corrosion repairs in August 2012, a \$9.1-million project to address corrosion damage to concrete, the sludge piping network, and the electrical system at the sludge dewatering building. This project is expected to be completed in January 2014. The Discharger is also designing a project to begin in August 2013 to replace and relocate the sodium hypochlorite storage tanks for disinfection.

The Discharger's Sewer System Improvement Program is a three-phase, \$6.9-billion effort over the next 20 years to address deficiencies, improve operational flexibility, provide seismic reliability, and ensure future compliance with anticipated environmental regulatory requirements. The program will address aging infrastructure and technologies at the treatment plants and increase the ability of the collection system to convey wastewater.

## **III. APPLICABLE PLANS, POLICIES, AND REGULATIONS**

The requirements in this Order are based on the requirements and authorities described below:

### **A. Legal Authorities**

This Order serves as WDRs pursuant to California Water Code article 4, chapter 4, division 7 (commencing with § 13260). This Order is also issued pursuant to Clean Water Act (CWA) section 402 and implementing regulations adopted by U.S. EPA, and Water Code chapter 5.5, division 7 (commencing with § 13370). It shall serve as an NPDES permit for point source discharges from this facility to surface waters.

### **B. California Environmental Quality Act**

Under Water Code section 13389, this action to adopt an NPDES permit is exempt from the provisions of the California Environmental Quality Act, Public Resources Code division 13, chapter 3 (commencing with § 21100).

### **C. State and Federal Regulations, Policies, and Plans**

**1. Water Quality Control Plan.** The Regional Water Board adopted the *Water Quality Control Plan for the San Francisco Bay Basin* (Basin Plan), which designates beneficial uses, establishes water quality objectives, and contains implementation programs and policies to achieve those objectives for all waters addressed through the plan. Requirements in this Order implement the Basin Plan. In addition, this Order is consistent with State Water Board Resolution No. 88-63, which established State policy that all waters, with certain exceptions,

should be considered suitable or potentially suitable for municipal or domestic supply. Because of the marine influence on San Francisco Bay, total dissolved solids levels exceed 3,000 mg/L; therefore, San Francisco Bay meets an exception to State Water Board Resolution No. 88-63.

Beneficial uses for the receiving waters of each Facility discharge point are listed below:

**Table F-7. Basin Plan Beneficial Uses**

<b>Discharge Points</b>	<b>Receiving Water</b>	<b>Beneficial Uses</b>
001, 002, 019, 043	Lower San Francisco Bay	Industrial Service Supply (IND) Ocean, Commercial, and Sport Fishing (COMM) Shellfish Harvesting (SHELL) Estuarine Habitat (EST) Fish Migration (MIGR) Preservation of Rare and Endangered Species (RARE) Fish Spawning (SPWN) Wildlife Habitat (WILD) Water Contact Recreation (REC1) Non-Contact Water Recreation (REC2) Navigation (NAV)
003, 004, 005, 006, 009, 010, 011, 013, 015, 017, 018	Central San Francisco Bay	Industrial Service Supply (IND) Industrial Process Supply (PROC) Ocean, Commercial, and Sport Fishing (COMM) Shellfish Harvesting (SHELL) Estuarine Habitat (EST) Fish Migration (MIGR) Preservation of Rare and Endangered Species (RARE) Fish Spawning (SPWN) Wildlife Habitat (WILD) Water Contact Recreation (REC1) Non-Contact Water Recreation (REC2) Navigation (NAV)
022, 023, 024, 025, 026, 027, 028	Mission Creek	Ocean, Commercial, and Sport Fishing (COMM) Estuarine Habitat (EST) Wildlife Habitat (WILD) Water Contact Recreation (REC1) Non-Contact Water Recreation (REC2) Navigation (NAV)
029, 030, 030A	Central Basin	Ocean, Commercial, and Sport Fishing (COMM) Estuarine Habitat (EST) Wildlife Habitat (WILD) Water Contact Recreation (REC1) Non-Contact Water Recreation (REC2) Navigation (NAV)
031, 031A, 032, 033, 035	Islais Creek	Ocean, Commercial, and Sport Fishing (COMM) Estuarine Habitat (EST) Wildlife Habitat (WILD) Water Contact Recreation (REC1) Non-Contact Water Recreation (REC2) Navigation (NAV)

037, 038	India Basin	Ocean, Commercial, and Sport Fishing (COMM) Estuarine Habitat (EST) Wildlife Habitat (WILD) Water Contact Recreation (REC1) Non-Contact Water Recreation (REC2) Navigation (NAV)
040, 042	South Basin	Ocean, Commercial, and Sport Fishing (COMM) Estuarine Habitat (EST) Wildlife Habitat (WILD) Water Contact Recreation (REC1) Non-Contact Water Recreation (REC2) Navigation (NAV)
041	Yosemite Creek	Ocean, Commercial, and Sport Fishing (COMM) Estuarine Habitat (EST) Wildlife Habitat (WILD) Water Contact Recreation (REC1) Non-Contact Water Recreation (REC2)

2. **Sediment Quality.** The State Water Board adopted the *Water Quality Control Plan for Enclosed Bays and Estuaries – Part 1, Sediment Quality* on September 16, 2008, and it became effective on August 25, 2009. This plan supersedes other narrative sediment quality objectives, and establishes new sediment quality objectives and related implementation provisions for specifically defined sediments in most bays and estuaries. This Order implements the sediment quality objectives of this plan.
3. **National Toxics Rule (NTR) and California Toxics Rule (CTR).** U.S. EPA adopted the NTR on December 22, 1992, and amended it on May 4, 1995 and November 9, 1999. About 40 criteria in the NTR apply in California. On May 18, 2000, U.S. EPA adopted the CTR. The CTR promulgated new toxics criteria for California and incorporated the previously adopted NTR criteria that applied in the State. U.S. EPA amended the CTR on February 13, 2001. These rules contain water quality criteria for priority pollutants.
4. **State Implementation Policy.** On March 2, 2000, the State Water Board adopted the *Policy for Implementation of Toxics Standards for Inland Surface Waters, Enclosed Bays, and Estuaries of California* (State Implementation Policy or SIP). The SIP became effective on April 28, 2000, with respect to the priority pollutant criteria U.S. EPA promulgated for California through the NTR and the priority pollutant objectives the Regional Water Board established in the Basin Plan. The SIP became effective on May 18, 2000, with respect to the priority pollutant criteria U.S. EPA promulgated through the CTR. The State Water Board adopted amendments to the SIP on February 24, 2005, that became effective on July 13, 2005. The SIP establishes implementation provisions for priority pollutant criteria and objectives, and provisions for chronic toxicity control. Requirements of this Order implement the SIP for dry weather discharges.
5. **Antidegradation Policy.** Federal regulations at 40 C.F.R. section 131.12 requires that state water quality standards include an antidegradation policy consistent with the federal policy. The State Water Board established California’s antidegradation policy through State Water Board Resolution 68-16, which is deemed to incorporate the federal antidegradation policy where the federal policy applies under federal law. Resolution 68-16 requires that existing

water quality be maintained unless degradation is justified based on specific findings. The Basin Plan implements, and incorporates by reference, both the State and federal antidegradation policies. Permitted discharges must be consistent with the antidegradation provisions of 40 C.F.R. section 131.12 and State Water Board Resolution 68-16.

- 6. Anti-Backsliding Requirements.** CWA sections 402(o) and 303(d)(4) and 40 C.F.R. section 122.44(l) restrict backsliding in NPDES permits. These anti-backsliding provisions require that effluent limitations in a reissued permit be as stringent as those in the previous permit, with some exceptions in which limitations may be relaxed.
- 7. Endangered Species Act Requirements.** This Order does not authorize any act that results in the taking of a threatened or endangered species or any act that is now prohibited, or becomes prohibited in the future, under either the California Endangered Species Act (Fish and Game Code §§ 2050 to 2097) or the Federal Endangered Species Act (16 U.S.C.A. §§ 1531 to 1544). This Order requires compliance with effluent limits, receiving water limits, and other requirements to protect the beneficial uses of waters of the State, including protecting rare, threatened, or endangered species. The Discharger is responsible for meeting all applicable Endangered Species Act requirements.
- 8. Combined Sewer Overflow Control Policy.** U.S. EPA's *Combined Sewer Overflow Control Policy* (59 Fed. Reg. 18688-18698, April 19, 1994). The policy establishes a national approach for controlling combined sewer discharges and overflows and calls for a two-phased process. During the first phase, dischargers operating combined sewer systems were required to implement the Nine Minimum Controls, which were to constitute CWA technology-based requirements as applied to combined sewer systems (best conventional pollutant control technology [BCT] and best available control technology economically achievable [BAT]). Dischargers were also required to develop Long-Term Control Plans based on their financial capabilities. During the second phase, dischargers were required to implement the Long-Term Control Plans, thus providing a basis for demonstrating or presuming attainment of water quality objectives protective of beneficial uses. This Order requires the Discharger to continue operating its combined sewer system in accordance with the Nine Minimum Controls and its Long-Term Control Plan.

#### **D. Impaired Waters on CWA 303(d) List**

In October 2011, U.S. EPA approved a revised list of impaired waters prepared pursuant to CWA section 303(d), which requires identification of specific water bodies where it is expected that water quality standards will not be met after implementation of technology-based effluent limitations on point sources. Where it has not done so already, the Regional Water Board plans to adopt Total Maximum Daily Loads (TMDLs) for pollutants on the 303(d) list. TMDLs establish wasteload allocations for point sources and load allocations for non-point sources, and are established to achieve the water quality standards for the impaired waters.

Central and Lower San Francisco Bay are listed as impaired waters. The pollutants impairing Central San Francisco Bay are chlordane, DDT, dieldrin, dioxins and furans, exotic species, mercury, dioxin-like PCBs and PCBs, selenium, and trash. The pollutants impairing Lower San Francisco Bay are chlordane, DDT, dieldrin, exotic species, dioxins and furans, mercury, trash, and dioxin-like PCBs and PCBs. On February 12, 2008, U.S. EPA approved a TMDL for

mercury in San Francisco Bay. On March 29, 2010, U.S. EPA approved a TMDL for PCBs in San Francisco Bay. The TMDLs for mercury and PCBs are incorporated into the Basin Plan and apply to this discharge; however, mercury and PCBs discharges are not covered by this Order. Instead, they are regulated under NPDES Permit No. CA0038849.

#### **IV. RATIONALE FOR EFFLUENT LIMITATIONS AND DISCHARGE SPECIFICATIONS**

The CWA requires point source dischargers to control the amount of conventional, non-conventional, and toxic pollutants discharged into waters of the United States. The control of pollutants discharged is established through effluent limitations and other requirements in NPDES permits. There are two principal bases for effluent limitations: 40 C.F.R. section 122.44(a) requires that permits include applicable technology-based limitations and standards; and 40 C.F.R. section 122.44(d) requires that permits include water quality-based effluent limitations to attain and maintain applicable numeric and narrative water quality criteria to protect the beneficial uses of receiving waters.

##### **A. Discharge Prohibitions**

###### **1. Prohibitions in this Order**

- a. Discharge Prohibition III.A (No discharge other than as described in this Order):** This prohibition is based on 40 C.F.R. section 122.21(a) and Water Code section 13260, which require filing an application and Report of Waste Discharge before a discharge can occur. Discharges not described in the application and Report of Waste Discharge, and subsequently in this Order, are prohibited.
- b. Discharge Prohibition III.B (Minimum initial dilution of 231:1):** This Order is based on a modeled dilution ratio of 231:1 for the calculation of one or more effluent limitations reflecting available information regarding the dilution achieved at Discharge Point No. 001 (see section IV.C.4.a of this Fact Sheet). Therefore, this prohibition is necessary to ensure that the assumptions used to derive the dilution credit remain substantially the same so the limitations remain protective of water quality.
- c. Discharge Prohibition III.C (No bypass of secondary treatment):** This prohibition is based on 40 C.F.R. section 122.41(m) and U.S. EPA's *Combined Sewer Overflow Control Policy*. Bypass of secondary treatment is prohibited except during wet weather as defined in Attachment A or in accordance with 40 C.F.R. section §122.41(m) (see Attachment D section I.G.)
- d. Discharge Prohibition III.D (No dry weather discharges at Discharge Point Nos. 002 through 043):** This prohibition reflects the principle objective of U.S. EPA's *Combined Sewer overflow Control Policy* (i.e., to ensure that combined sewer discharges only result from wet weather and that such discharges only occur at specified locations). Dry weather discharges must receive full secondary treatment prior to discharge through Discharge Point No. 001.
- e. Discharge Prohibition III.E (Average dry weather effluent flow not to exceed dry weather design capacity):** This prohibition is based on the Southeast Plant's design

treatment capacity (i.e., the historic and tested reliability of the treatment plant). Exceeding the average dry weather flow design capacity could result in lowering the reliability of achieving compliance with water quality requirements.

This Order prohibits an average dry weather effluent flow greater than 85.4 MGD. The previous order prohibited an average dry weather flow greater than 84.5 MGD. That value was a typographical error. The prohibitions in earlier orders (e.g., Order No. R2-2002-0073) specified 85.4 MGD. Federal regulations allow correction of this error (40 C.F.R. § 122.63).

- f. Discharge Prohibition III.F (No sewer overflows):** Basin Plan Table 4-1, Discharge Prohibition 15, and the CWA prohibit the discharge of wastewater to surface waters except as authorized under an NPDES permit. Publicly owned treatment works must achieve secondary treatment at a minimum and any more stringent limitations necessary to meet water quality standards (33 U.S.C. § 1311[b][1][B and C]). A sanitary sewer or combined sewer overflow that results in the discharge of raw sewage or wastewater not meeting this Order's effluent limitations to surface waters is therefore prohibited under the CWA and the Basin Plan. This prohibition does not apply to combined sewer discharges explicitly authorized in this Order pursuant to U.S. EPA's *Combined Sewer Overflow Control Policy*.

## 2. Exception to Shallow Water and Dead-End Slough Discharge Prohibition

Basin Plan Table 4-1, Discharge Prohibition 1, prohibits discharges not receiving a minimum of 10:1 initial dilution and discharges to dead-end sloughs. Basin Plan section 4.2 provides for exceptions under certain circumstances:

- An inordinate burden would be placed on the Discharger relative to the beneficial uses protected, and an equivalent level of environmental protection can be achieved by alternate means;
- A discharge is approved as part of a reclamation project;
- Net environmental benefits will be derived as a result of the discharge; or
- A discharge is approved as part of a groundwater cleanup project.

Discharges to Discharge Point Nos. 001 and 003 through 006 receive a minimum of at least 10:1 dilution<sup>1</sup>; therefore, they are not subject this discharge prohibition. During wet weather, this Order grants an exception for discharges to Discharge Point Nos. 002 and 009 through 043 for the following reasons:

- a.** Wet weather discharges to Discharge Point Nos. 002 and 009 through 043 occur as a result of the Discharger's efforts to maximize treatment of sanitary and industrial wastewater *and* stormwater. To eliminate all combined sewer discharges would place an inordinate burden on the Discharger, which has invested heavily in infrastructure that

---

<sup>1</sup> Dilution at Discharge Point No. 001 is discussed in section IV.C.4.a of this Fact Sheet. Discharge Point Nos. 003 through 006 are located off of Piers 33 and 35 and discharge at a depth of about 10 feet below mean low low water (MLLW). In August 1973, the Discharger completed a study that estimated dilution ratios to be at least 10:1 at each outfall when discharging at a maximum flow of 170 MGD.

captures and treats most combined wastewater and stormwater. Providing additional deepwater discharge capacity is unwarranted for the relatively small portion of the combined wastewater not discharged to deep water. Such a burden would be wholly disproportional relative to the beneficial uses protected because this Order's requirements are sufficient to protect beneficial uses.

- b. An equivalent level of environmental protection has been achieved because Provision VI.C.5 specifies controls that ensure the reliability of the Discharger's system in maximizing treatment and minimizing discharges not receiving at least 10:1 initial dilution. Combined sewer discharges at Discharge Point Nos. 009 through 043 receive equivalent-to-primary treatment, but before any combined sewer discharges occur, the Discharger optimizes discharges at Discharge Point Nos. 001 through 006. Discharges to Discharge Point Nos. 001 and 003 through 006 receive at least 10:1 dilution. When Discharge Point No. 001 (the Pier 80 deepwater outfall) is at capacity, the Discharger redirects only its highest quality effluent (secondary-treated wastewater) to Discharge Point No. 002.

Furthermore, in 1999 the Discharger took steps to enhance San Francisco Bay's beneficial uses by contributing \$1 million to the Port of San Francisco to restore a 25-acre wetland at Heron's Head Park (Pier 98). Enhancing beneficial uses in this way provides environmental protection equivalent to providing at least 10:1 dilution for additional flows.

- c. Net environmental benefits result from the operation of a combined sewer system. The system removes many pollutants in urban runoff, which elsewhere in the Region are discharged through stormwater outfalls with little or no treatment. For example, the system removes almost 2,000 tons, or 84 percent, of suspended sediment from the stormwater component of its influent each year (*Special Study Overflow Impacts and Efficacy of Combined Sewer Overflow Controls for the San Francisco Bayside System, Southeast Water Pollution Control Plant, North Point Wet Weather Facility and Bayside Wet Weather Facilities*, June 29, 2012).

## **B. Conventional and Non-Conventional Pollutant Effluent Limitations**

### **1. Scope and Authority**

- a. **Dry Weather Discharges.** CWA section 301(b) and 40 C.F.R. section 122.44 require that permits include conditions meeting technology-based requirements at a minimum, and any more stringent effluent limitations necessary to meet water quality standards. The dry weather discharges authorized by this Order must meet minimum federal technology-based requirements based on Secondary Treatment Standards at 40 C.F.R. section 133 as summarized below. In addition, the 30-day average percent removal for biochemical oxygen demand (BOD<sub>5</sub>) (or carbonaceous biochemical oxygen demand, CBOD<sub>5</sub>) and total suspended solids (TSS), by concentration, is not to be less than 85 percent. The Basin Plan contains additional requirements for certain pollutants.



**Table F-8. Secondary Treatment Requirements**

Parameter	Monthly Average	Weekly Average
BOD <sub>5</sub>	30 mg/L	45 mg/L
CBOD <sub>5</sub> <sup>[1]</sup>	25 mg/L	40 mg/L
TSS	30 mg/L	45 mg/L
pH	6.0 – 9.0 standard units <sup>[2]</sup>	

Footnotes:

<sup>[1]</sup> CBOD<sub>5</sub> effluent limitations may be substituted for BOD<sub>5</sub> limitations.

<sup>[2]</sup> The pH is to be between 6.0 and 9.0 unless inorganic chemicals are added during treatment or industrial sources cause the pH to be less than 6.0 or greater than 9.0.

**b. Wet Weather Discharges.** Discharges from combined sewer systems are point sources subject to NPDES permit requirements; however, such wet weather discharges are not subject to the Secondary Treatment Standards. The *Combined Sewer Overflow Control Policy* establishes technology-based requirements for combined sewer systems based on 40 C.F.R. section 125.3. The Policy requires the Discharger to implement Nine Minimum Controls, which represent the best conventional technology and best available technology economically achievable. Provision VI.C.5.b of this Order contains these requirements. This Order contains total residual chlorine and enterococcus limits for disinfected effluent from Discharge Point Nos. 001 through 006 to ensure proper operations and maintenance consistent with the Nine Minimum Controls.

**2. Effluent Limitations**

**a. Dry Weather Discharges (Discharge Point No. 001)**

- i. BOD<sub>5</sub> and TSS.** The dry weather BOD<sub>5</sub> and TSS effluent limitations, including the 85 percent removal requirements, are based on the Secondary Treatment Standards and Basin Plan Table 4-2.
- ii. Oil and Grease.** The oil and grease effluent limitations are based on Basin Plan Table 4-2.
- iii. pH.** The pH effluent limitations are based on the Secondary Treatment Standards and Basin Plan Table 4-2.
- iv. Total Residual Chlorine.** The total residual chlorine effluent limitation is based on Basin Plan Table 4-2. The allowance for determining false positives when using continuous devices is based on the fact that continuous instruments occasionally have anomalous spikes, and it is chemically improbable to have free chlorine present in the presence of sodium bisulfite.
- v. Enterococcus.** Basin Plan Table 4-2A requires the enterococcus effluent limitation for discharges to receiving waters with the water contact recreation beneficial use.
- vi. Fecal Coliform.** Basin Plan Table 4-2A requires total coliform effluent limitations for discharges to receiving waters with the shellfish harvesting beneficial use, but Basin Plan Table 4-2A, footnote c, allows substituting fecal coliform limitations for

total coliform limitations provided that the substitution will not result in unacceptable adverse impacts on beneficial uses. This Order contains the following fecal coliform effluent limits:

- The median fecal coliform density in any calendar month is not to exceed 500 MPN/100 mL); and
- no more than 10 percent of the samples in any calendar month may contain a fecal coliform density equal to or greater than 1,100 MPN/100 mL.

The Fact Sheet for Regional Water Board Order No. 94-149 attributes these limits to “recommendations for the Department of Health Services (Memorandum from Don Womeldorf, Chief Environmental Management Branch to James Baetge SWRCB dated October 24, 1990) and the initial dilution achieved at the Pier 80 Outfall.”

These limits will not result in unacceptable adverse impacts on beneficial uses, including water contact recreation and shellfish harvesting. The enterococcus limit discussed above adequately protects water contact recreation. As for shellfish harvesting, Southeast Plant effluent is diluted at least 50:1 at the Pier 80 outfall (*Dilution Model for the San Francisco Southeast Treatment Plant Bay Outfall [Pier 80]*, December 6, 2007) and the nearest shellfish beds are near Candlestick Point, more than three miles away (*San Francisco Bay Subtidal Habitat Goals Report*, 2010). Basin Plan Table 3-1 contains a 30-day median fecal coliform objective of 14 MPN/100 mL and a 90th percentile fecal coliform objective of 43 MPN/100 mL to protect shellfish harvesting. Therefore, accounting for mixing and dilution, the fecal coliform limits in this Order will protect shellfish harvesting. Moreover, in April 1993, the Discharger decreased its chlorine residual for a time and observed that total coliform and fecal coliform levels near Candlestick Point remained equal to San Francisco Bay background levels (“NPDES Limits for Bacteria,” *Water Environment & Technology*, Vol. 8, August 1996, pp 69-73). Other Lower San Francisco Bay dischargers have conducted similar receiving water impact studies and found no relationship between effluent and shoreline fecal coliform densities (City of San Mateo, November 1997; South Bayside System Authority, January 1998). Apparently, other fecal coliform sources (e.g., birds, wildlife, urban runoff) more directly affect shoreline fecal coliform levels. The studies evaluated a range of effluent discharges that included fecal coliform densities considerably higher than those allowed by this Order.

The Monitoring and Reporting Program requires weekly monitoring, but samples may be collected more frequently. The 10 percent requirement will be interpreted as follows. If up to nine samples are collected in a calendar month, a single sample with a fecal coliform density equal to or greater than 1,100 MPN/100 mL would violate the 10 percent limit; if 10 to 19 samples are collected, two samples at or above 1,100 MPN/100 mL would violate the limit; if 20 to 29 samples are collected, three samples at or above 1,100 MPN/100 mL would violate the limit; and if 30 or 31 samples are collected, four samples at or above 1,100 MPN/100 mL would violate the limit.

## **b. Wet Weather Discharges (Discharge Point Nos. 001 through 006)**

- i. Total Residual Chlorine.** The total residual chlorine effluent limitation is based on Basin Plan Table 4-2, as guidance, to ensure that Southeast Plant and North Point Facility treatment, including disinfection, is conducted in a manner consistent with proper operations and maintenance as required by the Nine Minimum Controls. The allowance for determining false positives when using continuous devices accounts for the fact that continuous instruments occasionally have anomalous spikes, and it is chemically improbable to have free chlorine present in the presence of sodium bisulfite.
- ii. Enterococcus.** To ensure that Southeast Plant and North Point Facility disinfection is conducted in a manner consistent with proper operations and maintenance, as required by the Nine Minimum Controls, this Order contains an enterococcus effluent limitation. Disinfection performance is to be evaluated using a monthly geometric mean enterococcus limit of 35 MPN/100 mL, chosen based on the receiving water quality objective for water contact recreation in Basin Plan Table 3-1.

This Order does not retain the previous order's single-sample maximum enterococcus limit because, in the context of using single-sample maxima for enterococcus, U.S. EPA states in part:

Other than in the beach notification and closure decision context, the geometric mean is the more relevant value for ensuring that appropriate actions are taken to protect and improve water quality because it is a more reliable measure, being less subject to random variation, and more directly linked to the underlying studies on which the 1986 bacteria criteria were based. (69 Fed. Reg. 67224, November 16, 2004.)

This change is not subject to anti-backsliding requirements because the two limits reflect different averaging periods and both are consistent with Basin Plan Table 3-1 water quality objectives.

This Order also does not retain the previous order's fecal coliform limits. The enterococcus limit is sufficient to evaluate treatment performance. Anti-backsliding requirements do not apply because this Order replaces the fecal coliform limits with a new enterococcus limit; therefore, a direct comparison is impossible.

## **C. Toxic Pollutant Effluent Limitations**

### **1. Scope and Authority**

For toxic pollutants, this Order contains water quality-based effluent limitations (WQBELs) that implement water quality objectives that protect beneficial uses. CWA section 301(b) and 40 C.F.R. section 122.44(d) require that permits include limitations more stringent than federal technology-based requirements where necessary to achieve applicable water quality standards. According to 40 C.F.R. section 122.44(d)(1)(i), permits must include effluent limitations for all pollutants that are or may be discharged at levels that have a reasonable potential to cause or

contribute to an exceedance of a water quality standard, including numeric and narrative objectives within a standard. Where reasonable potential has been established for a pollutant, but there is no numeric criterion or objective, WQBELs must be established using (1) U.S. EPA criteria guidance under CWA section 304(a), supplemented where necessary by other relevant information; (2) an indicator parameter for the pollutant of concern; or (3) a calculated numeric water quality criterion, such as a proposed state criterion or policy interpreting a narrative criterion, supplemented with relevant information (40 C.F.R. § 122.44[d][1][vi]). The process for determining reasonable potential and calculating WQBELs is intended to achieve applicable water quality objectives and criteria and protect designated uses of receiving waters as specified in the Basin Plan.

During dry weather, this Order imposes numeric effluent limitations at Discharge Point No. 001 for toxic pollutants with reasonable potential to cause or contribute to exceedances of water quality standards. During wet weather, this Order imposes narrative effluent limitations for toxic pollutants, not numeric limitations. In accordance with the *Combined Sewer Overflow Control Policy*, this Order requires the Discharger to implement its Long-Term Control Plan to control combined sewer discharges and overflows. The plan calls for meeting CWA water quality-based requirements by providing a minimum level of treatment. The *Combined Sewer Overflow Control Policy* presumes that CWA water quality-based requirements will be met if the Discharger implements at least primary clarification of at least 85 percent of collected wastewater (unless data indicate otherwise). U.S. EPA describes this “presumption approach” as follows:

A program that meets any of the criteria listed below would be presumed to provide an adequate level of control to meet the water quality-based requirements of the CWA, provided the permitting authority determines that such presumption is reasonable in light of the data and analysis conducted in the characterization, monitoring, and modeling of the system and the consideration of sensitive areas described above. These criteria are provided because data and modeling of wet weather events often do not give a clear picture of the level of [combined sewer overflow] controls necessary to protect [water quality standards].

- i. No more than an average of four overflow events per year, provided that the permitting authority may allow up to two additional overflow events per year. For the purpose of this criterion, an overflow event is one or more overflows from a CSS (Combined Sewer System) as the result of a precipitation event that does not receive the minimum treatment specified below; or
- ii. The elimination or the capture for treatment of no less than 85% by volume of the combined sewage collected in the Combined Sewer System during precipitation events on a system-wide annual average basis; or
- iii. The elimination or removal of no less than the mass of the pollutants, identified as causing water quality impairment through the sewer system characterization, monitoring, and modeling effort, for the volumes that would be eliminated or captured for treatment under paragraph ii above.

Combined sewer overflows remaining after implementation of the nine minimum controls and within the criteria specified at [i or ii], should receive a minimum of:

- Primary clarification (Removal of floatables and settleable solids may be achieved by any combination of treatment technologies or methods that are shown to be equivalent to primary clarification.);
- Solids and floatables disposal; and
- Disinfection of effluent, if necessary, to meet [water quality standards], protect designated uses and protect human health, including removal of harmful disinfection chemical residuals, where necessary.”

The Discharger’s Long-Term Control Plan exceeds the specifications for the presumption approach. The Discharger’s system is designed to capture 100 percent of combined wastewater within the storage/transport boxes and to provide treatment consisting of floatables and settleable solids removal. Therefore, no untreated combined sewer overflows occur (combined sewer discharges receive equivalent-to-primary treatment). Provision VI.C.5.c of this Order requires the Discharger to continue implementing its Long-Term Control Plan.

## 2. Beneficial Uses and Water Quality Criteria and Objectives

Discharge Point No. 001 discharges to Lower San Francisco Bay. Section III.C.1, above, identifies the beneficial uses of Lower San Francisco Bay. Water quality criteria and objectives to protect these beneficial uses are described below:

- Basin Plan Objectives.** The Basin Plan specifies numeric water quality objectives for 10 priority pollutants and narrative water quality objectives for toxicity and bioaccumulation. The narrative toxicity objective states, “All waters shall be maintained free of toxic substances in concentrations that are lethal to or that produce other detrimental responses in aquatic organisms.” The narrative bioaccumulation objective states, “Controllable water quality factors shall not cause a detrimental increase in concentrations of toxic substances found in bottom sediments or aquatic life. Effects on aquatic organisms, wildlife, and human health will be considered.”
- CTR Criteria.** The CTR specifies numeric aquatic life and human health criteria for numerous priority pollutants. These criteria apply to inland surface waters and enclosed bays and estuaries. Some human health criteria are for consumption of “water and organisms” and others are for consumption of “organisms only.” The criteria applicable to “organisms only” apply to Lower San Francisco Bay because it is not a source of drinking water.
- NTR Criteria.** The NTR establishes numeric aquatic life and human health criteria for a number of toxic pollutants for San Francisco Bay waters upstream to and including Suisun Bay and the Sacramento-San Joaquin Delta. The NTR criteria apply to Lower San Francisco Bay.

- d. Sediment Quality Objectives.** The *Water Quality Control Plan for Enclosed Bays and Estuaries – Part 1, Sediment Quality* contains a narrative water quality objective: “Pollutants in sediments shall not be present in quantities that, alone or in combination, are toxic to benthic communities in bays and estuaries of California.” This objective is to be implemented by integrating three lines of evidence: sediment toxicity, benthic community condition, and sediment chemistry. The policy requires that if the Regional Water Board determines that a discharge has reasonable potential to cause or contribute to an exceedance of this objective, it is to impose the objective as a receiving water limit.
- e. Receiving Water Salinity.** Basin Plan section 4.6.2 (like the CTR and NTR) states that the salinity characteristics (i.e., freshwater vs. saltwater) of the receiving water are to be considered in determining the applicable water quality objectives. Freshwater criteria apply to discharges to waters with salinities equal to or less than one part per thousand (ppt) at least 95 percent of the time. Saltwater criteria apply to discharges to waters with salinities equal to or greater than 10 ppt at least 95 percent of the time in a normal water year. For discharges to waters with salinities between these two categories, or tidally-influenced freshwaters that support estuarine beneficial uses, the water quality objectives are the lower of the salt or freshwater objectives (the latter calculated based on ambient hardness) for each substance.

Lower San Francisco Bay is a salt water environment based on salinity data generated through the Regional Monitoring Program (RMP). Salinity data collected at the Alameda (BB70) sampling location between 1993 and 2001 indicate that the salinity was greater than 10 ppt in 100 percent of the samples. Lower San Francisco Bay is therefore classified as saltwater, and the reasonable potential analysis and WQBELs are based on saltwater water quality criteria and objectives.

- f. Site-Specific Metals Translators.** Effluent limitations for metals must be expressed as total recoverable metal (40 C.F.R. § 122.45[c]). Since the water quality objectives for metals are typically expressed as dissolved metal, translators must be used to convert metals concentrations from dissolved to total recoverable and vice versa. The CTR contains default translators; however, site-specific conditions, such as water temperature, pH, suspended solids, and organic carbon may affect the form of metal (dissolved, non-filterable, or otherwise) present and therefore available to cause toxicity. In general, dissolved metals are more available and more toxic to aquatic life than other forms. Site-specific translators can account for site-specific conditions, thereby preventing overly stringent or under-protective water quality objectives. For copper, Basin Plan Table 7.2.1-2 contains site-specific translators for deep water discharges to Lower San Francisco Bay: 0.73 and 0.87 (monthly and daily). For nickel, this Order uses site-specific translators the Clean Estuary Partnership developed, as set forth in *North of Dumbarton Bridge Copper and Nickel Development and Selection of Final Translators* report (March 2005): 0.65 and 0.85 (monthly and daily). For silver, this Order uses a site-specific translator based on RMP data collected from 1993 through 2001 at the Alameda sampling station (BB70): 0.66.

### 3. Need for Water Quality-Based Effluent Limitations (Reasonable Potential Analysis)

Assessing whether a pollutant has reasonable potential to exceed a water quality objective is the fundamental step in determining whether a WQBEL is required.

- a. Methodology.** For dry weather discharges, SIP section 1.3 sets forth the methodology used for this Order for assessing whether a pollutant has reasonable potential to exceed a water quality objective. The analysis begins with identifying the maximum effluent concentration (MEC) observed for each pollutant based on available effluent concentration data and the ambient background concentration (B). SIP section 1.4.3 states that ambient background concentrations are either the maximum ambient concentration observed or, for water quality objectives intended to protect human health, the arithmetic mean of observed concentrations. There are three triggers in determining reasonable potential:

  - i. Trigger 1** is activated if the maximum effluent concentration is greater than or equal to the lowest applicable water quality objective ( $MEC \geq$  water quality objective).
  - ii. Trigger 2** is activated if the ambient background concentration observed in the receiving water is greater than the water quality objective ( $B >$  water quality objective) *and* the pollutant is detected in any effluent sample.
  - iii. Trigger 3** is activated if a review of other information indicates that a WQBEL is needed to protect beneficial uses.
- b. Effluent Data.** The reasonable potential analysis for this Order is based on effluent monitoring data the Discharger collected from April 2008 through September 2012. The copper data were collected from October 2009 through September 2012 because these more recent three years of data better represent current discharge conditions.
- c. Ambient Background Data.** The reasonable potential analysis for this Order is based on RMP data collected at the Yerba Buena Island station (BC10) from 1993 through 2011, and additional Bay Area Clean Water Agencies data from *San Francisco Bay Ambient Water Monitoring Interim Report* (2003) and *Ambient Water Monitoring: Final CTR Sampling Update* (2004). These reports contain monitoring results from 2002 and 2003 for priority pollutants the RMP did not monitor at the time. For ammonia, the ambient concentration at the RMP station nearest to the discharge point, the Alameda RMP station (BB70), was used because, as described in section IV.C.4.a.iii of this Fact Sheet, this Order grants full dilution credit for ammonia.
- d. Reasonable Potential Analysis for Toxic Pollutants.** The maximum effluent concentrations, most stringent applicable water quality criteria and objectives, and ambient background concentrations used in the analysis are presented in the following table, along with the reasonable potential analysis results (yes or no) for each pollutant. Reasonable potential was not determined for all pollutants because there are not water quality objectives for all pollutants, and monitoring data are unavailable for others. The pollutants that exhibit reasonable potential are copper, cyanide, dioxin-TEQ, 1,2-diphenylhydrazine, and total ammonia.

**Table F-9. Reasonable Potential Analysis**

CTR #	Priority Pollutants	Governing criterion or objective (µg/L)	MEC or Minimum DL <sup>[1][2]</sup> (µg/L)	B or Minimum DL <sup>[1][2]</sup> (µg/L)	Results <sup>[3]</sup>
1	Antimony	4,300	0.71	1.8	No
2	Arsenic	36	3.7	2.46	No
3	Beryllium	No Criteria	0.29	0.22	Ud
4	Cadmium	9.36	1.3	0.13	No
5a	Chromium (III)	No Criteria	3.7	4.4	No
5b	Chromium (VI)	50	1.4	4.4	No
<b>6</b>	<b>Copper</b>	<b>8.2</b>	<b>13</b>	<b>2.5</b>	<b>Yes</b>
7	Lead	8.5	1.6	0.80	No
8	Mercury (303(d) listed) <sup>[4]</sup>	---	---	---	---
9	Nickel	13	5.1	3.7	No
10	Selenium (303(d) listed)	5	1.2	0.39	No
11	Silver	2.9	2.6	0.052	No
12	Thallium	6.3	0.18	0.21	No
13	Zinc	86	55	5.1	No
<b>14</b>	<b>Cyanide</b>	<b>2.9</b>	<b>9.5</b>	<b>&lt; 0.4</b>	<b>Yes</b>
15	Asbestos	No Criteria	Unavailable	Unavailable	Ud
16	2,3,7,8-TCDD (303(d) listed)	1.40x10 <sup>-8</sup>	< 3.5x10 <sup>-7</sup>	8.2x10 <sup>-9</sup>	No
	<b>Dioxin-TEQ (303(d) listed)</b>	<b>1.40x10<sup>-8</sup></b>	<b>2.2x10<sup>-9</sup></b>	<b>5.3x10<sup>-8</sup></b>	<b>Yes</b>
17	Acrolein	780	< 1.0	< 0.5	No
18	Acrylonitrile	0.66	< 0.80	0.03	No
19	Benzene	71	< 0.051	< 0.05	No
20	Bromoform	360	< 0.078	< 0.5	No
21	Carbon Tetrachloride	4.4	< 0.068	0.06	No
22	Chlorobenzene	21,000	< 0.052	< 0.5	No
23	Chlorodibromomethane	34	0.48	< 0.05	No
24	Chloroethane	No Criteria	1.1	< 0.5	Ud
25	2-Chloroethylvinyl ether	No Criteria	< 0.095	< 0.5	Ud
26	Chloroform	No Criteria	11	< 0.5	Ud
27	Dichlorobromomethane	46	1.1	< 0.05	No
28	1,1-Dichloroethane	No Criteria	< 0.047	< 0.05	Ud
29	1,2-Dichloroethane	99	< 0.052	0.04	No
30	1,1-Dichloroethylene	3.2	< 0.038	< 0.5	No
31	1,2-Dichloropropane	39	< 0.038	< 0.05	No
32	1,3-Dichloropropylene	1,700	< 0.054	< 0.5	No
33	Ethylbenzene	29,000	0.11	< 0.5	No
34	Methyl Bromide	4,000	< 0.067	< 0.5	No
35	Methyl Chloride	No Criteria	1.1	< 0.5	Ud
36	Methylene Chloride	1,600	3.3	22	No
37	1,1,2,2-Tetrachloroethane	11	< 0.064	< 0.05	No
38	Tetrachloroethylene	8.85	0.79	< 0.05	No
39	Toluene	200,000	1.5	< 0.3	No
40	1,2-Trans-Dichloroethylene	140,000	< 0.062	< 0.5	No
41	1,1,1-Trichloroethane	No Criteria	< 0.064	< 0.5	Ud
42	1,1,2-Trichloroethane	42	< 0.053	< 0.05	No
43	Trichloroethylene	81	0.25	< 0.5	No
44	Vinyl Chloride	525	1.2	< 0.5	No
45	2-Chlorophenol	400	< 0.15	< 1.2	No
46	2,4-Dichlorophenol	790	0.75	< 1.3	No
47	2,4-Dimethylphenol	2,300	< 0.22	< 1.3	No
48	2-Methyl- 4,6-Dinitrophenol	765	< 0.33	< 1.2	No
49	2,4-Dinitrophenol	14,000	< 0.23	< 0.7	No



CTR #	Priority Pollutants	Governing criterion or objective (µg/L)	MEC or Minimum DL <sup>[1][2]</sup> (µg/L)	B or Minimum DL <sup>[1][2]</sup> (µg/L)	Results <sup>[3]</sup>
50	2-Nitrophenol	No Criteria	< 0.20	< 1.3	Ud
51	4-Nitrophenol	No Criteria	< 0.27	< 1.6	Ud
52	3-Methyl 4-Chlorophenol	No Criteria	< 0.21	< 1.1	Ud
53	Pentachlorophenol	7.9	< 0.23	< 1	No
54	Phenol	4,600,000	< 0.20	< 1.3	No
55	2,4,6-Trichlorophenol	6.5	0.94	< 1.3	No
56	Acenaphthene	2,700	0.034	0.0019	No
57	Acenaphthylene	No Criteria	< 0.044	0.0013	Ud
58	Anthracene	110,000	0.0011	0.00059	No
59	Benzidine	0.00054	< 0.42	< 0.0015	No
60	Benzo(a)Anthracene	0.049	0.0034	0.0053	No
61	Benzo(a)Pyrene	0.049	< 0.0020	0.0033	No
62	Benzo(b)Fluoranthene	0.049	0.0024	0.0046	No
63	Benzo(ghi)Perylene	No Criteria	< 0.0016	0.0045	Ud
64	Benzo(k)Fluoranthene	0.049	< 0.0016	0.0018	No
65	Bis(2-Chloroethoxy)Methane	No Criteria	< 0.24	< 0.3	Ud
66	Bis(2-Chloroethyl)Ether	1.4	< 0.19	< 0.00015	No
67	Bis(2-Chloroisopropyl)Ether	170,000	< 0.19	Unavailable	No
68	Bis(2-Ethylhexyl)Phthalate	5.9	1.7	< 0.7	No
69	4-Bromophenyl Phenyl Ether	No Criteria	< 0.12	< 0.23	Ud
70	Butylbenzyl Phthalate	5,200	0.47	0.0056	No
71	2-Chloronaphthalene	4,300	< 0.20	< 0.3	No
72	4-Chlorophenyl Phenyl Ether	No Criteria	< 0.24	< 0.3	Ud
73	Chrysene	0.049	0.0018	0.0028	No
74	Dibenzo(a,h)Anthracene	0.049	< 0.0010	0.00064	No
75	1,2-Dichlorobenzene	17,000	0.57	< 0.3	No
76	1,3-Dichlorobenzene	2,600	0.46	< 0.3	No
77	1,4-Dichlorobenzene	2,600	0.66	< 0.3	No
78	3,3 Dichlorobenzidine	0.077	< 0.41	< 0.001	No
79	Diethyl Phthalate	120,000	0.35	< 0.21	No
80	Dimethyl Phthalate	2,900,000	< 0.29	< 0.21	No
81	Di-n-Butyl Phthalate	12,000	1.0	0.016	No
82	2,4-Dinitrotoluene	9.1	< 0.23	< 0.27	No
83	2,6-Dinitrotoluene	No Criteria	< 0.16	< 0.29	Ud
84	Di-n-Octyl Phthalate	No Criteria	< 0.36	< 0.38	Ud
<b>85</b>	<b>1,2-Diphenylhydrazine</b>	<b>0.54</b>	<b>1.1</b>	<b>0.0037</b>	<b>Yes</b>
86	Fluoranthene	370	< 0.0092	0.011	No
87	Fluorene	14,000	0.0052	0.00208	No
88	Hexachlorobenzene	0.00077	< 0.15	0.000022	No
89	Hexachlorobutadiene	50	< 0.15	< 0.3	No
90	Hexachlorocyclopentadiene	17,000	< 0.11	< 0.3	No
91	Hexachloroethane	8.9	< 0.13	< 0.2	No
92	Indeno(1,2,3-cd)Pyrene	0.049	< 0.0020	0.0040	No
93	Isophorone	600	< 0.23	< 0.3	No
94	Naphthalene	No Criteria	< 0.017	0.013	Ud
95	Nitrobenzene	1,900	< 0.20	< 0.25	No
96	N-Nitrosodimethylamine	8.1	< 0.060	< 0.3	No
97	N-Nitrosodi-n-Propylamine	1.4	< 0.21	< 0.001	No
98	N-Nitrosodiphenylamine	16	< 0.090	< 0.001	No
99	Phenanthrene	No Criteria	0.029	0.0095	Ud
100	Pyrene	11,000	0.011	0.019	No
101	1,2,4-Trichlorobenzene	No Criteria	< 0.20	< 0.3	Ud

CTR #	Priority Pollutants	Governing criterion or objective (µg/L)	MEC or Minimum DL <sup>[1][2]</sup> (µg/L)	B or Minimum DL <sup>[1][2]</sup> (µg/L)	Results <sup>[3]</sup>
102	Aldrin	0.00014	< 0.00075	0.0000028	No
103	Alpha-BHC	0.013	< 0.00059	0.00050	No
104	Beta-BHC	0.046	< 0.00040	0.00041	No
105	Gamma-BHC	0.063	< 0.00050	0.00070	No
106	Delta-BHC	No Criteria	< 0.00051	0.000053	Ud
107	Chlordane (303(d) listed)	0.00059	< 0.0090	0.00018	No
108	4,4'-DDT (303(d) listed)	0.00059	< 0.00093	0.00017	No
109	4,4'-DDE (linked to DDT)	0.00059	< 0.00038	0.00069	No
110	4,4'-DDD	0.00084	< 0.0021	0.00031	No
111	Dieldrin (303d listed)	0.00014	< 0.00056	0.00026	No
112	Alpha-Endosulfan	0.0087	< 0.00048	0.000031	No
113	beta-Endosulfan	0.0087	< 0.00071	0.000069	No
114	Endosulfan Sulfate	240	< 0.0028	0.000082	No
115	Endrin	0.0023	< 0.00091	0.00004	No
116	Endrin Aldehyde	0.81	< 0.00089	Unavailable	No
117	Heptachlor	0.00021	< 0.00099	0.000019	No
118	Heptachlor Epoxide	0.00011	< 0.00050	0.000094	No
119-125	PCBs sum (303(d) listed) <sup>[4]</sup>	---	---	---	---
126	Toxaphene	0.0002	< 0.032	Unavailable	No
	Tributyltin	0.0074	< 0.00036	Unavailable	No
	Total PAHs	15	Unavailable	0.013	Ud
	<b>Total Ammonia <sup>[5]</sup></b>	<b>1.1</b>	<b>42</b>	<b>0.22</b>	<b>Yes</b>

Footnotes:

- <sup>[1]</sup> The maximum effluent concentration and ambient background concentration are the actual detected concentrations unless preceded by a “<” sign, in which case the value shown is the minimum detection level (DL).
- <sup>[2]</sup> The maximum effluent concentration or ambient background concentration is “Unavailable” when there are no monitoring data for the constituent.
- <sup>[3]</sup> RPA Results = Yes, if MEC ≥ WQC, B > WQC and MEC is detected, or Trigger 3  
 = No, if MEC and B are < WQC or all effluent data are undetected  
 = Undetermined (Ud), if no criteria have been promulgated or data are insufficient.
- <sup>[4]</sup> SIP section 1.3 excludes from its reasonable potential analysis procedure priority pollutants for which a TMDL has been developed. TMDLs have been developed for mercury and PCBs in San Francisco Bay. Mercury and PCBs from wastewater discharges are regulated by NPDES Permit No. CA0038849, which implements the San Francisco Bay Mercury and PCBs TMDLs.
- <sup>[5]</sup> Units for total ammonia are milligrams per liter as nitrogen.

**e. Reasonable Potential Analysis for Sediment Quality.** Pollutants in some receiving water sediments may be present in quantities that alone or in combination are toxic to benthic communities. Efforts are underway to identify stressors causing such conditions. However, to date there is no evidence directly linking compromised sediment conditions to the discharges subject to this Order; therefore, the Regional Water Board cannot draw a conclusion about reasonable potential for these discharges to cause or contribute to exceedances of the sediment quality objectives. Nevertheless, the Discharger continues to participate in the RMP, which monitors San Francisco Bay sediment and seeks to identify stressors responsible for degraded sediment quality. Thus far, the monitoring has provided only limited information about potential stressors and sediment transport. The Regional Water Board is exploring options for obtaining additional information that may inform future analyses.

- f. Constituents with limited data.** In some cases, reasonable potential cannot be determined because effluent data are limited or ambient background concentrations are unavailable. Provision VI.C.2 of the Order requires the Discharger to continue monitoring for these constituents in its effluent using analytical methods that provide the best feasible detection limits. When additional data become available, further analysis will be conducted to determine whether numeric effluent limitations are necessary.
- g. Pollutants with No Reasonable Potential.** This Order does not contain QBELs for constituents that do not demonstrate reasonable potential; however, Provision VI.C.2 of the Order still requires monitoring for those pollutants. If concentrations are found to have increased significantly, Provision VI.C.2 of the Order requires the Discharger to investigate the sources of the increases and implement remedial measures if the increases pose a threat to receiving water quality.

#### 4. Water Quality-Based Effluent Limitations

For dry weather discharges, QBELs were developed for the pollutants determined to have reasonable potential to cause or contribute to exceedances of water quality objectives. The QBELs are based on the procedures specified in SIP section 1.4.

- a. Dilution Credits.** SIP section 1.4.2 allows dilution credits under certain circumstances. The Discharger submitted a dilution study titled *Dilution Model for the San Francisco Southeast Treatment Plant Bay Outfall (Pier 80)*, dated December 6, 2007. The study contains estimates of initial dilution based on the UM3 model as implemented with the U.S. EPA-supported Visual PLUMES modeling package. The study used the average dry weather flow, 62 MGD, to estimate the initial dilution representing chronic (long-term average) conditions, and the 95<sup>th</sup> percentile of dry weather flows, 72 MGD, to calculate the initial dilution representing acute (short-term) conditions. Estimated initial dilution ratios are 231:1 (230 parts ambient water to one part effluent) at 62 MGD and 51:1 at 72 MGD.
- i. Bioaccumulative Pollutants.** For certain bioaccumulative pollutants, dilution credit is significantly restricted or denied. Specifically, these pollutants include dioxin and furan compounds, which appear on the CWA section 303(d) list for Lower San Francisco Bay because, based on available data on the concentrations of these pollutants in aquatic organisms, sediment, and the water column, they impair San Francisco Bay beneficial uses. The following factors suggest insufficient assimilative capacity in San Francisco Bay for these pollutants.

Tissue samples taken from San Francisco Bay fish show the presence of these pollutants at concentrations greater than screening levels (*Contaminant Concentrations in Fish from San Francisco Bay*, May 1997). The results of a 1994 San Francisco Bay pilot study, presented in *Contaminated Levels in Fish Tissue from San Francisco Bay* (Regional Water Board, 1994) also show elevated levels of chemical contaminants in fish tissues. The Office of Environmental Health and Hazard Assessment (OEHHA) completed a preliminary review of the data in the 1994 report and in December 1994 issued an interim consumption advisory covering certain fish species in San Francisco Bay due to the levels of some of these pollutants.

OEHHA updated this advisory in a May 2011 report, *Health Advisory and Safe Eating Guidelines for San Francisco Bay Fish and Shellfish*, which still suggests insufficient assimilative capacity in San Francisco Bay for 303(d)-listed pollutants. Therefore, dilution credits are denied for bioaccumulative pollutants on the 303(d) list for which data are lacking on sources and significant uncertainty exists about how different sources contribute to bioaccumulation.

- ii. Non-Bioaccumulative Pollutants (except ammonia).** For non-bioaccumulative pollutants (except ammonia), a conservative dilution credit of 10:1 ( $D = 9$ ) has been assigned. The 10:1 dilution credit is based, in part, on Basin Plan Prohibition 1 (Table 4-1), which prohibits discharges with less than 10:1 dilution. SIP section 1.4.2 allows for limiting the dilution credit. The dilution credit is limited for the following reasons:
- (a)** San Francisco Bay is a complex estuarine system with highly variable and seasonal upstream freshwater inflows and diurnal tidal saltwater inputs. SIP section 1.4.3 allows background conditions to be determined on a discharge-by-discharge or water body-by-water body basis. A water body-by-water body approach is taken here due to inherent uncertainties in characterizing ambient background conditions in a complex estuarine system on a discharge-by-discharge basis.
  - (b)** Because of the complex hydrology of San Francisco Bay, there are uncertainties in accurately determining an appropriate mixing zone. The models used to predict dilution do not consider the three dimensional nature of San Francisco Bay currents resulting from the interaction of tidal flushes and seasonal fresh water outflows. Being heavier and colder than fresh water, ocean salt water enters San Francisco Bay on a twice-daily tidal cycle, generally beneath the warmer fresh water that flows seaward. When these waters mix and interact, complex circulation patterns occur due to the varying densities of the fresh and ocean waters. The complex patterns occur throughout San Francisco Bay, but are most prevalent in San Pablo Bay, Carquinez Strait, and Suisun Bay. The locations of this mixing and interaction change, depending on the strength of each tide. Additionally, sediment loads from the Central Valley change on a long-term basis, affecting the depth of different parts of San Francisco Bay, resulting in alteration of flow patterns, mixing, and dilution at the outfall.

For non-bioaccumulative pollutants (except ammonia), the Yerba Buena Island RMP monitoring station (BC10), relative to other RMP stations, fits SIP guidance for establishing background conditions. SIP section 1.4.3 requires that background water quality data be representative of the ambient receiving water that will mix with the discharge. Because the WQBELs for non-bioaccumulative pollutants (except ammonia) are based on a restricted dilution credit, water quality data from the Yerba Buena Island monitoring station best represents the water that will mix with the discharge.

- iii. Ammonia.** For ammonia, a conservative estimate of actual initial dilution was used to calculate the effluent limitations. This is justified because ammonia, a non-

persistent pollutant, quickly disperses and degrades to a non-toxic state, and cumulative toxicity is unlikely. The 231:1 dilution ratio is appropriate for calculating limits based on the chronic water quality objective because that objective is an annual median; the dilution ratio associated with the long-term average flow best represents long-term (chronic) conditions. The 51:1 dilution ratio is appropriate for calculating limits based on the acute water quality objective because that objective is an absolute maximum; the dilution associated with the maximum flow best represents short-term (acute) conditions.

For ammonia, the Alameda RMP monitoring station (BB70), relative to other RMP stations, fits SIP guidance for establishing background conditions. SIP section 1.4.3 requires that background water quality data be representative of the ambient receiving water that will mix with the discharge. Because the ammonia WQBELs are based on actual dilution at the edge of the initial mixing zone, data from the Alameda RMP station best represents the water at the edge of the initial mixing zone.

**b. WQBEL Development.** For those pollutants with reasonable potential, average monthly effluent limitations (AMELs) and maximum daily effluent limitations (MDELs) were developed as explained below:

**i. Copper**

**(a) Water Quality Objectives.** Basin Plan Table 3-3A contains chronic and acute marine water quality objectives for copper of 6.0 and 9.4  $\mu\text{g/L}$  (site-specific objectives for San Francisco Bay), expressed as dissolved metal and accounting for a Water Effects Ratio of 2.4. Converting these water quality objectives to total recoverable metal using the site-specific translators of 0.73 (chronic) and 0.87 (acute) results in water quality criteria of 8.2  $\mu\text{g/L}$  (chronic) and 10.8  $\mu\text{g/L}$  (acute).

**(b) Reasonable Potential Analysis.** This Order establishes copper WQBELs because the maximum effluent concentration (13  $\mu\text{g/L}$ ) exceeds the governing water quality objective (8.2  $\mu\text{g/L}$ ), demonstrating reasonable potential by Trigger 1, and because Basin Plan section 7.2.1.2 requires that individual NPDES permits for municipal and industrial wastewater treatment facilities include copper WQBELs.

**(c) WQBELs.** Copper WQBELs, calculated according to SIP procedures with an effluent data coefficient of variation of 0.28 and a dilution credit of  $D = 9$  (dilution ratio = 10:1), are an AMEL of 53  $\mu\text{g/L}$  and an MDEL of 76  $\mu\text{g/L}$ .

**(d) Anti-backsliding.** Anti-backsliding requirements are satisfied because this Order's copper WQBELs are the same as those in the previous order.

**ii. Cyanide**

**(a) Water Quality Objectives.** Basin Plan Table 3-3C contains chronic and acute marine water quality objectives for cyanide of 2.9  $\mu\text{g/L}$  and 9.4  $\mu\text{g/L}$  (site-specific objectives for San Francisco Bay).

- (b) **Reasonable Potential Analysis.** This Order establishes cyanide WQBELs because the maximum effluent concentration (9.5 µg/L) exceeds the governing water quality objective (2.9 µg/L), demonstrating reasonable potential by Trigger 1.
- (c) **WQBELs.** Cyanide WQBELs, calculated according to SIP procedures with an effluent data coefficient of variation of 0.80 and a dilution credit of  $D = 9$ , are an AMEL of 20 µg/L and an MDEL of 45 µg/L. This MDEL is less stringent than the one in the previous order (43 µg/L); therefore, this Order retains the previous MDEL to avoid backsliding.
- (d) **Anti-backsliding.** Anti-backsliding requirements are satisfied because this Order's cyanide WQBELs are at least as stringent as those in the previous order.

### iii. Dioxin-TEQ

- (a) **Water Quality Objective.** The Basin Plan narrative water quality objective for bioaccumulative substances states, "Many pollutants can accumulate on particulates, in sediments, or bioaccumulate in fish and other aquatic organisms. Controllable water quality factors shall not cause a detrimental increase in concentrations of toxic substances found in bottom sediments or aquatic life. Effects on aquatic organisms, wildlife, and human health will be considered."

Because it is the consensus of the scientific community that dioxins and furans associate with particulates, accumulate in sediments, and bioaccumulate in the fatty tissue of fish and other organisms, the Basin Plan's narrative bioaccumulation water quality objective applies to these pollutants. Elevated levels of dioxins and furans in San Francisco Bay fish tissue demonstrate that the narrative bioaccumulation water quality objective is not being met. U.S. EPA has therefore placed Lower San Francisco Bay on its 303(d)-list of receiving waters where water quality objectives are not being met after imposition of applicable technology-based requirements.

When the CTR was promulgated, U.S. EPA stated its support of the regulation of dioxin and dioxin-like compounds through the use of toxicity equivalencies (TEQs). U.S. EPA stated, "For California waters, if the discharge of dioxin or dioxin-like compounds has reasonable potential to cause or contribute to a violation of a narrative criterion, numeric WQBELs for dioxin or dioxin-like compounds should be included in NPDES permits and should be expressed using a TEQ scheme" (65 Fed. Reg. 31695-31696, May 18, 2000). This Order uses a TEQ scheme based on a set of toxicity equivalency factors (TEFs) the World Health Organization developed in 1998, and a set of bioaccumulation equivalency factors (BEFs) U.S. EPA developed for the Great Lakes region (40 C.F.R. part 132, Appendix F) to convert the concentration of any congener of dioxin or furan into an equivalent concentration of 2,3,7,8-tetrachlorinated dibenzo-p-dioxin (2,3,7,8-TCDD). Although the 1998 World Health Organization scheme includes TEFs for dioxin-like PCBs, they are not included in this Order's TEQ scheme.

The CTR has established a specific water quality criterion for PCBs, and dioxin-like PCBs are included in the analysis of total PCBs.

The CTR establishes a numeric water quality objective for 2,3,7,8-TCDD of  $1.4 \times 10^{-8}$   $\mu\text{g/L}$  for the protection of human health when aquatic organisms are consumed. The CTR criterion is used as a criterion for dioxin-TEQ because dioxin-TEQ represents a toxicity weighted concentration equivalent to 2,3,7,8-TCDD, thus translating the narrative bioaccumulation objective into a numeric criterion.

- (b) **Reasonable Potential Analysis.** TEFs and BEFs were used to express measured concentrations of 16 dioxin congeners in effluent and background samples as equivalent 2,3,7,8-TCDD concentrations. For each sample, the sum of these equivalent concentrations is the dioxin-TEQ concentration. This Order establishes dioxin-TEQ WQBELs because the ambient background receiving water dioxin-TEQ concentration ( $5.3 \times 10^{-8}$   $\mu\text{g/L}$ ) exceeds the CTR numeric criterion for 2,3,7,8-TCDD ( $1.4 \times 10^{-8}$   $\mu\text{g/L}$ ) and dioxin-TEQ was detected in the effluent, demonstrating reasonable potential by Trigger 2.
- (c) **WQBELs.** Dioxin-TEQ WQBELs, calculated according to SIP procedures with a default coefficient of variation of 0.60 and no dilution credit, are an AMEL of  $1.4 \times 10^{-8}$   $\mu\text{g/L}$  and an MDEL of  $2.8 \times 10^{-8}$   $\mu\text{g/L}$ .
- (d) **Anti-backsliding.** The previous order contained an annual mass-based dioxin-TEQ effluent limit based on a dry weather flow of 85.4 MGD and a monthly average effluent concentration of  $1.4 \times 10^{-8}$   $\mu\text{g/L}$ . Anti-backsliding requirements are satisfied because this Order's dioxin-TEQ WQBELs are as stringent as the previous mass-based limitation (the new AMEL is the same as the concentration used to derive the previous mass-based limit).

#### iv. 1,2-Diphenylhydrazine

- (a) **Water Quality Objectives.** The CTR contains a human health water quality criterion for 1,2-diphenylhydrazine of 0.54  $\mu\text{g/L}$  when organisms only (not water) are consumed from the receiving water.
- (b) **Reasonable Potential Analysis.** This Order establishes WQBELs for 1,2-diphenylhydrazine because the maximum effluent concentration (1.1  $\mu\text{g/L}$ ) exceeds the governing water quality objective (0.54  $\mu\text{g/L}$ ), demonstrating reasonable potential by Trigger 1.
- (c) **WQBELs.** WQBELs for 1,2-diphenylhydrazine, calculated according to SIP procedures with a default coefficient of variation of 0.60 and a dilution credit of  $D = 9$ , are an AMEL of 5.4  $\mu\text{g/L}$  and an MDEL of 11  $\mu\text{g/L}$ .
- (d) **Anti-backsliding.** Anti-backsliding requirements are satisfied because the previous order did not contain 1,2-diphenylhydrazine limitations.

## v. Ammonia

**(a) Water Quality Objectives.** The discharge into Lower San Francisco Bay occurs south of the San Francisco Bay Bridge. For these waters, Basin Plan section 3.3.20 contains water quality objectives for un-ionized ammonia of 0.025 mg/L as an annual median and 0.4 mg/L as a maximum. These objectives were translated from un-ionized ammonia concentrations to equivalent total ammonia concentrations (as nitrogen) since (1) sampling and laboratory methods are unavailable to analyze for un-ionized ammonia, and (2) the fraction of total ammonia that exists in the toxic un-ionized form depends on the pH, salinity, and temperature of the receiving water.

To translate the un-ionized ammonia objectives, pH, salinity, and temperature data were obtained from the RMP station nearest to the outfall (Alameda station, BB70). The un-ionized fraction of total ammonia was calculated as follows:

$$\text{For salinity} > 10 \text{ ppt: fraction of NH}_3 = \frac{1}{1 + 10^{(pK - pH)}}$$

Where:

$$pK = 9.245 + 0.116(I) + 0.0324(298 - T) + \frac{0.0415(P)}{(T)}$$

$$I = \text{Molal ionic strength of saltwater} = \frac{19.9273(S)}{(1,000 - 1.005109(S))}$$

$S$  = Salinity (parts per thousand)

$T$  = Temperature (degrees Kelvin)

$P$  = Pressure (one atmosphere)

The median and 90<sup>th</sup> percentile un-ionized ammonia fractions were then used to express the daily maximum and the annual average un-ionized objectives as chronic and acute total ammonia criteria. This approach is consistent with U.S. EPA guidance on translating dissolved metal water quality objectives to total recoverable metal water quality objectives (U.S. EPA, 1996, *The Metals Translator: Guidance for Calculating a Total Recoverable Limit from a Dissolved Criterion*, EPA Publication 823-B-96-007).

The equivalent total ammonia chronic and acute criteria are 1.1 mg/L and 8.5 mg/L as nitrogen.

**(b) Reasonable Potential Analysis.** This Order relies on the SIP methodology as guidance to perform the reasonable potential analysis. This Order establishes total ammonia WQBELs because the maximum effluent concentration (42 mg/L as nitrogen) exceeds the governing water quality criterion (1.1 mg/L as nitrogen), demonstrating reasonable potential by Trigger 1.



- (c) **WQBELs.** This Order relies on the SIP methodology as guidance to calculate the total ammonia WQBELs. The WQBELs are the more stringent AMEL and MDEL based on independent calculations using the chronic and acute objectives. To calculate an AMEL and MDEL based on the chronic objective, the median background concentration at the Alameda RMP station (BB70) (0.11 mg/L) and the minimum dilution based on the average flow (231:1) were used. To calculate an AMEL and MDEL based on the acute objective, the maximum background concentration (0.22 mg/L) and the minimum dilution based on the maximum flow (51:1) were used. Because the Basin Plan's chronic un-ionized ammonia objective is an annual median, the median background concentration and long-term average dilution represent ambient conditions better than a daily maximum concentration and minimum dilution.

The total ammonia WQBELs in this Order are based on the chronic objective. Calculated using an effluent data coefficient of variation of 0.15 and a dilution credit of  $D = 230$ , they are an AMEL of 220 mg/L and an MDEL of 300 mg/L.

Statistical adjustments were made to the total ammonia WQBEL calculations. The SIP assumes a 4-day average concentration and a monthly sampling frequency of 4 days per month to calculate effluent limitations based on chronic criteria, but the Basin Plan's chronic water quality objective for un-ionized ammonia is based on an annual median instead of the typical 4-day average. Therefore, a 365-day average and a monitoring frequency of 30 days per month (the maximum daily sampling frequency in a month since the averaging period for the chronic criteria is longer than 30 days) were used. These statistical adjustments are supported by U.S. EPA's *Water Quality Criteria; Notice of Availability; 1999 Update of Ambient Water Quality Criteria for Ammonia* (64 Fed. Reg. 71974-71980, December 22, 1999).

The newly calculated AMEL and MDEL are less stringent than those in the previous order (190 µg/L and 290 µg/L); therefore, this Order retains the previous AMEL and MDEL to avoid backsliding.

- (d) **Anti-backsliding.** Anti-backsliding requirements are satisfied because this Order's total ammonia WQBELs are the same as those in the previous order.
- (e) **Growing Regional Concern with Nutrients.** As described above and in section IV.C.4.a.iii of this Fact Sheet, a translated Basin Plan un-ionized ammonia objective and a conservative estimate of actual initial dilution were used to calculate the total ammonia effluent limitations. In the future, the Regional Water Board may grant less dilution credit or change the ammonia limitations in other ways to address growing concerns about nutrients in the receiving water. Currently, a region-wide effort is underway to study and evaluate potential effects. This effort, which is referred to as the San Francisco Bay Nutrient Strategy, includes developing a nutrient assessment framework that can be used to calculate WQBELs for nutrients. The Regional Water Board, through its Executive Officer, has also required wastewater dischargers, including this Discharger, to monitor nutrients, including ammonia, in their influent and

effluent. This information will be used to compare nutrient loads from wastewater discharges to loads from other sources, to support modeling and evaluation of load reduction scenarios, and to determine the need for additional wastewater treatment to address nutrients.

c. **Effluent Limit Calculations.** The following table shows the WQBEL calculations:

**Table F-10. WQBEL Calculations**

<b>PRIORITY POLLUTANTS</b>	<b>Copper</b>	<b>Cyanide</b>	<b>Dioxin TEQ</b>	<b>1,2-Diphenyl-hydrazine</b>	<b>Total Ammonia (acute)</b>	<b>Total Ammonia (chronic)</b>
<b>Units</b>	<b>µg/L</b>	<b>µg/L</b>	<b>µg/L</b>	<b>µg/L</b>	<b>mg/L N</b>	<b>mg/L N</b>
<b>Basis and Criteria type</b>	<b>Basin Plan SSO</b>	<b>Basin Plan SSO</b>	<b>Basin Plan Narrative</b>	<b>CTR Human Health</b>	<b>Basin Plan Aquatic Life</b>	<b>Basin Plan Aquatic Life</b>
Criteria -Acute	-----	-----	-----	-----	8.5	-----
Criteria -Chronic	-----	-----	-----	-----	-----	1.05
SSO Criteria -Acute	9.4	9.4	-----	-----	-----	-----
SSO Criteria -Chronic	6.0	2.9	-----	-----	-----	-----
Water Effects ratio (WER)	1	1	1	1	1	1
Lowest water quality objective	6.0	2.9	1.4E-08	0.54	8.5	1.05
Site Specific Translator - MDEL	0.87	-----	-----	-----	-----	-----
Site Specific Translator - AMEL	0.73	-----	-----	-----	-----	-----
Dilution Factor (D)	9	9	0	9	50	230
No. of samples per month	4	4	4	4	4	30
Aquatic life criteria analysis required? (Y/N)	Y	Y	N	N	Y	Y
HH criteria analysis required? (Y/N)	N	Y	Y	Y	N	N
Applicable Acute water quality objective	10.8	9.4	-----	-----	9	-----
Applicable Chronic water quality objective	8.2	2.9	-----	-----	-----	1.1
HH criteria	-----	220000	1.4E-08	0.54	-----	-----
Background (Maximum Conc for Aquatic Life calc)	2.5	0.4	-----	-----	0.22	0.11
Background (Average Conc for Human Health calc)	-----	0.4	5.3E-08	3.7E-03	-----	-----
Is the pollutant on the 303d list (Y/N)?	N	N	Y	N	N	N
ECA acute	85	90	-----	-----	424	-----
ECA chronic	59	25	-----	-----	-----	218
ECA HH	-----	2.2E+06	1.4E-08	5.4	-----	-----
No. of data points <10 or at least 80% of data reported non detect? (Y/N)	N	N	N	Y	N	N
Average of effluent data	6.0	1.9	N/A	0.22	35	35
Standard Deviation of effluent data	1.7	1.5	N/A	0.28	5.2	5.2
CV calculated	0.28	0.80	N/A	N/A	0.15	0.15
CV (Selected) - Final	0.28	0.80	0.60	0.60	0.15	0.15
ECA acute mult99	0.55	0.25	-----	-----	0.72	-----
ECA chronic mult99	0.73	0.44	-----	-----	-----	0.98
LTA acute	47	23	-----	-----	305	-----
LTA chronic	43	11	-----	-----	-----	214
minimum of LTAs	43	11	-----	-----	305	214

PRIORITY POLLUTANTS	Copper	Cyanide	Dioxin TEQ	1,2-Diphenyl-hydrazine	Total Ammonia (acute)	Total Ammonia (chronic)
AMEL mult95	1.2	1.8	1.6	1.6	1.1	1.0
MDEL mult99	1.8	4.0	3.1	3.1	1.4	1.4
AMEL (aq life)	54	20	-----	-----	340	220
MDEL(aq life)	79	45	-----	-----	420	300
MDEL/AMEL Multiplier	1.5	2.3	2.0	2.0	1.2	1.3
AMEL (human hlth)	-----	2.2E+06	1.4E-08	5.4	-----	-----
MDEL (human hlth)	-----	5.0E+06	2.8E-08	11	-----	-----
minimum of AMEL for Aq. life vs HH	54	20	1.4E-08	5.4	340	220
minimum of MDEL for Aq. Life vs HH	79	43	2.8E-08	11	420	300
AMEL in previous order	53	20	-----	-----	190	190
MDEL in previous order	76	43	-----	-----	290	290
Final limit - AMEL	53	20	1.4E-08	5.4	190	190
Final limit - MDEL	76	43	2.8E-08	11	290	290

## 5. Whole Effluent Acute Toxicity

This Order includes dry weather effluent limitations for whole effluent acute toxicity based on Basin Plan Table 4-3. All bioassays are to be performed according to the U.S. EPA approved method in 40 C.F.R. section 136, currently *Methods for Measuring the Acute Toxicity of Effluents and Receiving Waters to Freshwater and Marine Organisms*, 5<sup>th</sup> Edition (EPA-821-R-02-012). The approved test species specified in the MRP are rainbow trout (*Oncorhynchus mykiss*) and fathead minnow (*Pimephales promelas*).

Based on Basin Plan section 3.3.20, if the Discharger can demonstrate that ammonia causes acute toxicity in excess of the acute toxicity limitations in this Order, and that the ammonia in the discharge complies with the ammonia effluent limitations in this Order, then such toxicity does not constitute a violation of the effluent limitations for whole effluent acute toxicity.

## 6. Whole Effluent Chronic Toxicity

- a. **Water Quality Objective.** Basin Plan section 3.3.18 states, “There shall be no chronic toxicity in ambient waters. Chronic toxicity is a detrimental biological effect on growth rate, reproduction, fertilization success, larval development, population abundance, community composition, or any other relevant measure of the health of an organism, population, or community.”
- b. **Reasonable Potential Analysis.** The Discharger conducted semiannual chronic toxicity tests during the previous order term using the echinoderm larval development test. The previous order contained chronic toxicity triggers (three-sample median of 10 TUc or single-sample maximum of 20 TUc) for accelerated chronic toxicity testing. The maximum single-sample chronic toxicity result during the previous order term was 10 TUc in July 2009. The relatively low toxicity indicates low reasonable potential for

chronic toxicity so this Order contains only a narrative chronic toxicity limit. A numeric limit is unwarranted.

- c. Requirements.** The Order contains a narrative chronic toxicity effluent limitation based on the Basin Plan’s narrative toxicity water quality objective. The Order also includes requirements for chronic toxicity monitoring to ensure attainment of the narrative toxicity objective and a monitoring “trigger” for initiation of accelerated monitoring requirements when exceeded. The Discharger is required to implement a chronic toxicity reduction evaluation in some circumstances. These requirements are consistent with CTR and SIP requirements.
- d. Screening Phase Study and Monitoring Requirement.** The MRP requires the Discharger to conduct a chronic toxicity screening phase study, as described in MRP Appendix E-1, prior to permit reissuance. The Discharger’s April 2012 chronic toxicity screening study did not indicate the presence of toxicity effects in the effluent for the test species examined. Therefore, the Discharger will continue to using the echinoderm larval development test (i.e., purple sea urchin [*Strongylocentrotus purpuratus*] or sand dollar [*Dendraster excentricus*]). The accelerated monitoring triggers are based on Basin Plan Table 4-5.

#### **D. Effluent Limitation Considerations**

- 1. Anti-backsliding.** This Order complies with the anti-backsliding provisions of CWA sections 402(o) and 303(d)(4) and 40 C.F.R. section 122.44(l), which generally require effluent limitations in a reissued permit to be as stringent as those in the previous permit. Most requirements of this Order are at least as stringent as those in the previous order, with some exceptions:

  - This Order does not retain silver, lead, zinc, tetrachloroethylene, tributyltin, and bis(2-ethylhexyl)phthalate limits from the previous order because data no longer indicate that these pollutants have reasonable potential to exceed water quality objectives. This is consistent with State Water Board Order WQ 2001-16.
  - This Order replaces the previous order’s wet weather enterococcus and fecal coliform limits with a new wet weather enterococcus limit. The change from an instantaneous maximum enterococcus limit to a geometric mean is not subject to anti-backsliding requirements because the two limits reflect different averaging periods, both are consistent with Basin Plan Table 3-1 water quality objectives, and a direct comparison between the two types of limits is impossible. Likewise, the change from fecal coliform limits to an enterococcus limit is not subject to anti-backsliding requirements because a direct comparison between these two types of limits is also impossible.
  - This Order does not retain mercury limits from the previous order because NPDES Permit No. CA0038849 now covers mercury discharges.
- 2. Antidegradation.** This Order complies with the antidegradation provisions of 40 C.F.R. section 131.12 and State Water Board Resolution No. 68-16. It continues the status quo with respect to the level of discharge authorized in the previous order, which is the baseline by

which to measure whether degradation will occur. This Order does not allow for a reduced level of treatment relative to the previous order.

This Order corrects a typographical error in the previous order. Discharge Prohibition III.E allows the average dry weather flow to increase from 84.5 MGD to 85.4 MGD. Earlier orders (e.g., Order No. R2-2002-0073) allowed this slightly higher flow. This change will not affect water quality, particularly since the effluent limitations and other provisions of this Order require the Discharger to maintain its existing treatment performance. Therefore, discharges subject to this Order will not degrade water quality, and findings authorizing degradation are unnecessary.

This Order replaces the previous order's wet weather enterococcus and fecal coliform limits with a new wet weather enterococcus limit. This change will not degrade receiving water quality because the old and new limits are all consistent with Basin Plan Table 3-1 water quality objectives, and any difference in effects would be temporally limited and would not result in any long-term deleterious effect on water quality (e.g., they would cease after wet weather is over).

- 3. Stringency of Requirements for Individual Pollutants.** This Order contains both technology-based and water quality-based effluent limitations for individual pollutants. This Order's technology-based requirements implement minimum, applicable federal technology-based requirements. In addition, this Order contains more stringent effluent limitations as necessary to meet water quality standards. Collectively, this Order's restrictions on individual pollutants are no more stringent than required to implement CWA requirements.

This Order's WQBELs have been derived to implement water quality objectives that protect beneficial uses. The beneficial uses and water quality objectives have been approved pursuant to federal law and are the applicable federal water quality standards. To the extent that WQBELs were derived from the CTR, the CTR is the applicable standard pursuant to 40 C.F.R. section 131.38. The procedures for calculating these WQBELs are based on the CTR, as implemented in accordance with the SIP, which U.S. EPA approved on May 18, 2000. U.S. EPA approved most Basin Plan beneficial uses and water quality objectives prior to May 30, 2000. Beneficial uses and water quality objectives submitted to U.S. EPA prior to May 30, 2000, but not approved by U.S. EPA before that date, are nonetheless "applicable water quality standards for purposes of the CWA" pursuant to 40 C.F.R. section 131.21(c)(1). U.S. EPA approved the remaining beneficial uses and water quality objectives so they are applicable water quality standards pursuant to 40 C.F.R. section 131.21(c)(2).

## V. RATIONALE FOR RECEIVING WATER LIMITATIONS

The receiving water limitations in sections V.A.1 and V.A.2 of the Order are based on Basin Plan narrative and numeric water quality objectives. The receiving water limitation in section V.A.3 of the Order requires compliance with federal and State water quality standards in accordance with the CWA and regulations adopted thereunder.

## **VI. RATIONALE FOR PROVISIONS**

### **A. Standard Provisions**

Attachment D contains standard provisions that apply to all NPDES permits in accordance with 40 C.F.R. section 122.41 and additional conditions applicable to specific categories of permits in accordance with 40 C.F.R. section 122.42. The Discharger must comply with these provisions. The conditions set forth in 40 C.F.R. sections 122.41(a)(1) and (b) through (n) apply to all state-issued NPDES permits and must be incorporated into the permits either expressly or by reference.

In accordance with 40 C.F.R. section 123.25(a)(12), states may omit or modify conditions to impose more stringent requirements. Attachment G contains standard provisions that supplement the federal standard provisions in Attachment D.

This Order omits federal conditions that address enforcement authority specified in 40 C.F.R. sections 122.41(j)(5) and (k)(2) because the State's enforcement authority under the Water Code is more stringent. In lieu of these conditions, this Order incorporates Water Code section 13387(e) by reference.

### **B. Monitoring and Reporting**

Pursuant to 40 C.F.R. section 122.48, NPDES permits must specify requirements for recording and reporting monitoring results. Water Code sections 13267 and 13383, and 40 C.F.R. sections 122.41(h) and (j), authorize the Regional Water Board to require technical and monitoring reports. This Order establishes monitoring and reporting requirements, contained in the Monitoring and Reporting Program (Attachment E), that implement federal and State requirements. For more background regarding these requirements, see section VII of this Fact Sheet.

### **C. Special Provisions**

#### **1. Reopener Provisions**

These provisions are based on 40 C.F.R. sections 122.62 and 122.63 and allow modification of this Order and its effluent limitations as necessary in response to updated water quality objectives, regulations, or other new and relevant information that may become available in the future, and other circumstances as allowed by law.

#### **2. Effluent Characterization Study and Report**

This Order does not include effluent limitations for priority pollutants that do not demonstrate reasonable potential, but this provision requires the Discharger to continue monitoring for these pollutants during dry weather as described in the MRP and Attachment G. Dry weather monitoring data are necessary to verify that the "no" and "cannot determine" reasonable potential analysis conclusions of this Order remain valid. This requirement is authorized pursuant to CWC section 13267, and is necessary to inform the

next permit reissuance and to ensure that the Discharger takes timely action in response to any unanticipated change in effluent quality during the term of this Order.

### 3. Pollutant Minimization Program

This provision is based on Basin Plan section 4.13.2 and SIP section 2.4.5.

### 4. Special Provisions for Municipal Facilities

- a. **Pretreatment Program.** This provision is based on 40 C.F.R. part 403. The Discharger implements a pretreatment program due to the nature and volume of industrial influent to the Southeast Plant. Two significant industrial users discharge to the Facility and are subject to the Discharger's pretreatment program. This provision lists the Discharger's responsibilities regarding its pretreatment program and requires compliance with the provisions in Attachment H, "Pretreatment Requirements."
- b. **Sludge and Biosolids Management.** "Sludge" refers to the solid, semisolid, and liquid residue removed during primary, secondary, and advanced wastewater treatment processes. "Biosolids" refers to sludge that has been treated and may be beneficially used. This provision is based on Basin Plan section 4.17 and 40 C.F.R. parts 257 and 503.
- c. **Collection System Management.** The Discharger's collection system is predominantly a combined sewer system with some limited separate sanitary sewers. It is part of the Facility regulated through this Order. This provision explains this Order's requirements as they relate to the Discharger's collection system and promotes consistency with the State Water Board's *Statewide General Waste Discharge Requirements for Sanitary Sewer Systems* (General Collection System WDRs), Order 2006-0003-DWQ as amended by WQ 2008-0002-EXEC.
  - i. **Separate Sanitary Sewer System.** The General Collection System WDRs require public agencies that own or operate sanitary sewer systems with greater than one mile of pipes or sewer lines to enroll for coverage under the General Collection System WDRs. The General Collection System WDRs contain requirements for collection system operation and maintenance and for reporting and mitigating sanitary sewer overflows. They also require agencies to develop sanitary sewer management plans and report all sanitary sewer overflows. The Discharger must comply with both the General Collection System WDRs and this Order. To the extent that the Discharger's separate sanitary sewer collection system is part of the Facility subject to this Order, certain provisions apply, as specified in Provision VI.C.4.c.i.
  - ii. **Combined Sewer System.** For purposes of this Order, an "excursion" is a release or diversion of untreated or partially treated wastewater from the combined sewer system that exits the system temporarily and then re-enters it. The Discharger and U.S. EPA developed the collection system excursion reporting requirement in this Order so the information would be available.

## 5. Combined Sewer Overflow Controls

The *Combined Sewer Overflow Control Policy* addresses combined sewer system operations. Its requirements are summarized below as they relate to this Order. The Discharger has designed, constructed, and implemented control strategies that address wet weather flows. This provision specifies performance criteria for wet weather combined sewer system operations.

- a. **Combined Sewer Operations and Maintenance Plan.** This provision is necessary to ensure that combined sewer system operations and maintenance comply with the Nine Minimum Controls and the Long-Term Control Plan requirements of the *Combined Sewer Overflow Control Policy*.
- b. **Nine Minimum Controls.** The *Combined Sewer Overflow Control Policy* requires these “Nine Minimum Controls” to satisfy CWA technology-based requirements:
  - Conduct proper operations and maintenance programs,
  - Maximize use of collection system for storage,
  - Review and modify pretreatment program,
  - Maximize flow to Southeast Plant and North Point Facility,
  - Prohibit dry weather combined sewer overflows,
  - Control solid and floatable materials in combined sewer discharges,
  - Develop and implement pollution prevention program,
  - Notify public of combined sewer discharges, and
  - Monitor to characterize wet weather discharge impacts and efficacy of controls.

The *Combined Sewer Overflow Control Policy* requires monitoring to ascertain the effectiveness of controls and to verify compliance with water quality standards and protection of beneficial uses. If implemented controls do not result in attainment of water quality standards, including beneficial uses, a discharger must evaluate its operating practices. If monitoring indicates that water quality standards are not met, the data may be used to identify additional controls necessary to achieve water quality standards.

Over the previous order term, the Discharger monitored combined sewer discharges (*Special Study: Overflow Impacts and Efficacy of Combined Sewer Overflow Controls for the San Francisco Bayside System, Southeast Water Pollution Control Plant, North Point Wet Weather Facility and Bayside Wet Weather Facilities*, June 29, 2012). It found that average combined sewer discharge pollutant concentrations are below acute water quality objectives for metals and other priority pollutants, with the exceptions of copper and zinc. The average dissolved zinc concentration was 91 µg/L (based on the default CTR acute translator), compared to the water quality objective of 90 µg/L. The average dissolved copper concentration was 19 µg/L (based on the Basin Plan Table 7.2.1-2 acute translator), compared to the water quality objective of 10.8 µg/L. Water quality objectives apply in the receiving water, not combined sewer discharges *per se*. Therefore, given the relatively short duration of combined sewer discharges (i.e., just a few hours each time), and accounting for the inevitable dilution within the receiving waters during wet weather, water quality standards appear to be maintained.



The Order requires the Discharger to continue monitoring wet weather discharges to characterize their impacts and evaluate the efficacy of its wet weather controls. The Order also requires receiving water monitoring for enterococcus and fecal coliform at recreational use locations to determine the impacts of wet weather discharges on water contact recreation. The data collected may be used to document current conditions and evaluate whether beneficial uses are protected.

Among other requirements, the Nine Minimum Controls require the Discharger to notify the public when combined sewer discharges occur. The Discharger's current notification process fulfills these requirements. It includes posting permanent signs at San Francisco beaches that inform the public in English, Spanish, and Chinese that international "No Swimming" signs will be posted when it is unsafe to enter the water and to warn users that bacteria concentrations may be elevated during heavy rain. The Discharger posts "No Swimming" signs at beaches whenever a combined sewer discharge occurs in the area. These signs remain posted until water sampling indicates that bacteria concentrations have dropped below levels of concern for water contact recreation (i.e., the single-sample bacteriological standards of Cal. Code of Regs. tit. 17, § 7958[a][1]). Both types of signs provide the Discharger's toll-free water quality hotline (1-877-SFBEACH) that the Discharger updates weekly and whenever new bacteria results are available. The Discharger also provides color-coded indicators (green/open; red/posted) of beach water quality conditions on the Internet (<http://beaches.sfwater.org>).

The Discharger has designated Lewis Harrison as the contact person responsible for the wastewater collection system. The Order allows the Discharger to designate a different contact person as long as the Discharger notifies the Regional Water Board within 90 days.

**c. Long-Term Control Plan.** The *Combined Sewer Overflow Control Policy* requires implementation of a Long-Term Control Plan to satisfy CWA water quality-based requirements (see section IV.C.1 of this Fact Sheet). The Discharger designed and built a combined sewer system that provides for long-term control and treatment. This provision specifies how the combined sewer system is to be operated, consistent with implementation of the Long-Term Control Plan. The Discharger designed the system based on historical rainfall to achieve the following long-term average annual goals:

- Four combined sewer discharge events along the North Shore (Discharge Point Nos. 009 through 017);
- Ten combined sewer discharge events within the Central Basin (Discharge Point Nos. 018 through 036); and
- One combined sewer discharge event along the Southeast Sector (Discharge Point Nos. 037 through 043).

Some years are wetter than others and may contribute more or less flow than anticipated by these design goals; therefore, these goals are not intended for determining compliance.

This provision requires the Discharger to synthesize and update its Long-Term Control Plan into one document that reflects current circumstances. The updated plan is necessary to optimize system operations so as to maximize pollutant removal during wet weather

and minimize combined sewer discharges. This requirement recognizes that circumstances have changed since the plan was first developed and implemented. However, the Order maintains the historical long-term average annual design goals for combined sewer discharges.

In addition to the system design elements of the plan, the Discharger is to describe additional measures, to the extent technically and economically feasible, to minimize combined sewer discharges (e.g., implementing and promoting low-impact development measures that enhance stormwater percolation and slow stormwater runoff to the combined sewer system).

The Discharger is also to develop and propose a mechanism to evaluate the performance of its wet weather disinfection system for Discharge Point Nos. 001 through 006. Based on the proposal, the Regional Water Board may consider replacing the wet weather enterococcus limits in this Order when it next takes up this permit for reissuance.

This provision also requires the Discharger to review its approach to protecting sensitive areas, which include waters with threatened or endangered species and their habitat, waters with primary contact recreation, and waters with shellfish beds, among others. This provision implements *Combined Sewer Overflow Control Policy* section II.C.3, “Consideration of Sensitive Areas,” which requires the following with each permit reissuance:

- i. Prohibit new or significantly increased combined sewer discharges;
  - ii. Eliminate and relocate combined sewer discharges that discharge to sensitive areas wherever physically possible and economically achievable, except where elimination or relocation would provide less environmental protection than additional treatment (where elimination or relocation is not physically possible and economically achievable, or would provide less environmental protection than additional treatment, treatment for remaining combined sewer discharges must be sufficient to protect beneficial uses); and
  - iii. Where elimination or relocation is not physically possible and economically achievable, reassess the situation, based on new or improved techniques to eliminate or relocate the combined sewer discharges, or based on changed circumstances that influence economic achievability, with each subsequent permit term.
- d. This provision sets forth steps the Discharger must take if the Executive Offer finds that its discharges cause violations of water quality standards in receiving waters.

## 6. Other Special Provisions

- a. **Copper Action Plan.** This provision is based on Basin Plan section 7.2.1.2 and is necessary to ensure that use of copper site-specific objectives is consistent with antidegradation policies. Data the San Francisco Estuary Institute compiled for 2008-2010 indicate no degradation of San Francisco Bay water quality with respect to copper (<http://www.sfei.org/content/copper-site-specific-objective-3-year-rolling-averages>).

- b. Cyanide Action Plan.** This provision is based on Basin Plan section 4.7.2.2 and is necessary to ensure that use of cyanide site-specific objectives is consistent with antidegradation policies. The threshold for considering influent cyanide concentrations to indicate a possible “significant cyanide discharge” in the Discharger’s service area is set at 21 µg/L. This concentration is about 1.5 times the maximum cyanide concentration (14 µg/L) found in the facility’s influent during the previous order term. Because the Discharger has not observed influent cyanide concentrations greater than 14 µg/L, if influent concentrations 1.5 times this level were observed, there could be a significant cyanide source.
- c. Standard Operating Procedures Requirement for Resource Recovery.** Standard Operating Procedures are required for dischargers that accept hauled waste fats, oil, and grease for injection into anaerobic digesters. The development and implementations of Standard Operating Procedures for management of these materials is intended to allow the California Department of Resources Recycling and Recovery to exempt operations from separate and redundant permitting programs. If the Discharger does not accept fats, oil, and grease for resource recovery purposes, it is not required to develop and implement Standard Operating Procedures.

## VII. RATIONALE FOR MONITORING AND REPORTING PROGRAM (MRP)

Attachment E contains the MRP for this Order. It specifies sampling stations, pollutants to be monitored (including all parameters for which effluent limitations are specified), monitoring frequencies, and reporting requirements. The following provides the rationale for the MRP requirements.

### A. MRP Requirements Rationale

- 1. Influent Monitoring.** Influent flow monitoring is necessary to identify wet weather as defined in Attachment A and to evaluate implementation of Long-Term Control Plan requirements. BOD<sub>5</sub> and TSS monitoring is necessary to evaluate compliance with this Order’s 85 percent removal requirement. Basin Plan section 4.7.2.2 requires cyanide monitoring because this Order is based on site-specific cyanide water quality objectives.
- 2. Effluent Monitoring.** Effluent flow monitoring is necessary to evaluate compliance with Prohibition III.E (average dry weather flow) and to understand Facility operations. During dry weather, monitoring for the other parameters in Table E-3 is necessary to evaluate compliance with this Order’s effluent limitations applicable to Discharge Point No. 001. During wet weather, enterococcus and total residual chlorine monitoring is necessary to evaluate compliance with this Order’s effluent limitations applicable to Discharge Point Nos. 001 through 006. Fecal coliform monitoring will provide additional information regarding the efficacy of controls. During combined sewer discharge events, duration and flow volume monitoring is necessary to characterize combined sewer discharges. Provision VI.C.2 of the Order requires monitoring for additional priority pollutants for which there are no effluent limits to inform the next permit reissuance and to ensure that the Discharger takes timely steps in response to any unanticipated change in effluent quality.

Provision VI.C.5.b.ix(a) of the Order requires monitoring to characterize combined sewer discharge impacts and efficacy of controls.

- 3. Whole Effluent Toxicity Testing.** Acute and chronic whole effluent toxicity tests are necessary to evaluate compliance with acute and chronic toxicity effluent limitations during dry weather. Chronic toxicity tests during dry weather are also necessary to evaluate whether chronic toxicity triggers the need for a Toxicity Reduction Evaluation. Acute toxicity tests during wet weather are necessary to evaluate the efficacy of wet weather controls.
- 4. Receiving Water Monitoring.** The Discharger is required to continue participating in the RMP, which involves collecting data on pollutants and toxicity in San Francisco Bay water, sediment, and biota. This monitoring is necessary to characterize the receiving water and the effects of the discharges authorized in this Order. The Discharger is also required to monitor shoreline locations where water contact recreation takes place. This monitoring is necessary to assess the possible effects of combined sewer discharges and to comply with Provisions VI.C.5.b.viii, “Notify Public of Combined Sewer Discharges,” and VI.C.5.b.ix, “Monitor to Characterize Combined Sewer Discharge Impacts and Efficacy of Controls.”
- 5. Pretreatment and Biosolids Monitoring.** The pretreatment and biosolids monitoring requirements for influent, effluent, and biosolids are necessary to evaluate compliance with the Discharger’s U.S. EPA-approved pretreatment program. Biosolids monitoring is also required pursuant to 40 C.F.R. part 503.

**B. Monitoring Requirements Summary.** The table below summarizes routine monitoring requirements. This table is for informational purposes only. The actual requirements are specified in the MRP and elsewhere in this Order.

**Table F-11. Monitoring Requirements Summary**

Parameter	Influent INF-001	Effluent EFF-001A	Effluent EFF-001B, EFF-002, and EFF-003	Effluent CSD-010 through CSD-043	Biosolids BIO-001	Receiving Water
Flow	Continuous <sup>[1]</sup>	Continuous <sup>[1]</sup>	Continuous <sup>[1]</sup>	1/Event <sup>[1]</sup>		
BOD <sub>5</sub>	1/Week <sup>[2]</sup>	1/Week <sup>[3]</sup>				
TSS	5/Week <sup>[2]</sup>	5/Week	1/Month	1/Event		
Chemical Oxygen Demand (COD)		5/Week <sup>[3]</sup>	1/Month			
Oil and Grease		1/Month	1/Month			
pH		Continuous or 5/Week	Continuous or 1/Month	1/Event		Support RMP
Total Residual Chlorine		Continuous or 1/Hour	Continuous or 1/Hour			
Acute Toxicity		1/Month	1/Month <sup>[8]</sup>			Support RMP
Chronic Toxicity		2/Year				Support RMP
Enterococcus		4/Year <sup>[4]</sup>	1/Day			1/Day <sup>[6]</sup>
Fecal Coliform		1/Week	1/Day			1/Day <sup>[6]</sup>
Dissolved Oxygen						Support RMP
Sulfides						Support RMP
Temperature						Support RMP
Copper, Total Recoverable		1/Month	1/Month			Support RMP
Cyanide, Total	1/Month <sup>[2]</sup>	1/Month	1/Month	1/Event		Support RMP

Parameter	Influent INF-001	Effluent EFF-001A	Effluent EFF-001B, EFF-002, and EFF-003	Effluent CSD-010 through CSD-043	Biosolids BIO-001	Receiving Water
Ammonia, Total		1/Month	1/Month	1/Event		Support RMP
Dioxin-TEQ		2/Year				Support RMP
1,2-Diphenylhydrazine		1/Month				Support RMP
Settleable Matter				1/Event		
All other priority pollutants		1/Year	1/Year	1/Year <sup>[7]</sup>		Support RMP
Volatile Organic Compounds	2/Year	2/Year			2/Year	
Base/Neutrals Acid Extractable Organic Compounds	2/Year	2/Year			2/Year	
Metals <sup>[2]</sup>	1/Month	1/Month		1/Event	2/Year	Support RMP
Hexavalent Chromium	1/Month	1/Month			2/Year	Support RMP
Mercury	1/Month	1/Month			2/Year	Support RMP
Metric tons/year					See Attach. G, § III.B.1	
Paint filter test					See Attach. G, § III.B.2	

**Footnotes:**

<sup>[1]</sup> The following flow information is to be reported:

- Daily average flow (MGD)
- Monthly average flow (MGD)
- Total monthly flow volume (MG)
- Maximum and minimum daily average flow rates (MGD)

For Monitoring Locations CSD-010 through CSD-043, only total flow volume (MG) and event duration are to be reported.

<sup>[2]</sup> The metals are arsenic, cadmium, copper, lead, nickel, selenium, silver, and zinc.

<sup>[3]</sup> If the COD<sub>5</sub> concentration exceeds 75 mg/L on two consecutive days, the Discharger is to increase the BOD<sub>5</sub> sampling frequency to daily until it demonstrates that the BOD<sub>5</sub> concentration is below 30 mg/L.

<sup>[4]</sup> If the enterococcus effluent limitation is exceeded, the Discharger is to conduct 5/Month accelerated sampling for at least three consecutive months. If full compliance is demonstrated after the three months, the Discharger may return to the 4/Year sampling.

<sup>[5]</sup> Influent monitoring is only required during dry weather.

<sup>[6]</sup> Monitoring is to be once per day following nearby combined sewer discharges. Otherwise, monitoring is to be sufficient to characterize ambient background conditions (e.g., weekly).

<sup>[7]</sup> Monitoring is only required at Monitoring Location CSD-041.

<sup>[8]</sup> Monitoring is only required at Monitoring Locations EFF-001B and EFF-003.

## VIII. PUBLIC PARTICIPATION

The Regional Water Board considered the issuance of WDRs that will serve as an NPDES permit for the Facility. As a step in the WDR adoption process, Regional Water Board staff developed tentative WDRs and encouraged public participation in the WDR adoption process.

**A. Notification of Interested Parties.** The Regional Water Board notified the Discharger and interested agencies and persons of its intent to prescribe WDRs for the discharge and provided an opportunity to submit written comments and recommendations. Notification was provided through *The Recorder*. The public had access to the agenda and any changes in dates and locations through the Regional Water Board’s website at <http://www.waterboards.ca.gov/sanfranciscobay>.

- B. Written Comments.** Interested persons were invited to submit written comments concerning the tentative WDRs as explained through the notification process. Comments were due either in person or by mail at the Regional Water Board office at 1515 Clay Street, Suite 1400, Oakland, California 94612, to the attention of Derek Whitworth.

For full staff response and Regional Water Board consideration, the written comments were due at the Regional Water Board office by 5:00 p.m. on July 1, 2013.

- C. Public Hearing.** The Regional Water Board held a public hearing on the tentative WDRs during its regular meeting at the following date and time, and at the following location:

Date: Wednesday, August 14, 2013  
Time: 9:00 a.m.  
Location: Elihu Harris State Office Building  
1515 Clay Street, 1<sup>st</sup> Floor Auditorium  
Oakland, CA 94612

Contact: Derek Whitworth, (510) 622-2349, [DWhitworth@waterboards.ca.gov](mailto:DWhitworth@waterboards.ca.gov)

Interested persons were invited to attend. At the public hearing, the Regional Water Board heard testimony pertinent to the discharge, WDRs, and permit. For accuracy of the record, important testimony was requested to be in writing.

Dates and venues change. The Regional Water Board web address is <http://www.waterboards.ca.gov/sanfranciscobay>, where one could access the current agenda for changes in dates and locations.

- D. Reconsideration of Waste Discharge Requirements.** Any aggrieved person may petition the State Water Board to review the Regional Water Board decision regarding the final WDRs. The State Water Board must receive the petition at the following address within 30 calendar days of the Regional Water Board action:

State Water Resources Control Board  
Office of Chief Counsel  
P.O. Box 100, 1001 I Street  
Sacramento, CA 95812-0100

For instructions on how to file a petition for review, see [http://www.waterboards.ca.gov/public\\_notices/petitions/water\\_quality/wqpetition\\_instr.shtml](http://www.waterboards.ca.gov/public_notices/petitions/water_quality/wqpetition_instr.shtml).

- E. Information and Copying.** The Report of Waste Discharge, related supporting documents, and comments received are on file and may be inspected at the address above at any time between 9:00 a.m. and 5:00 p.m., Monday through Friday. Copying of documents may be arranged by calling (510) 622-2300.

- F. Register of Interested Persons.** Any person interested in being placed on the mailing list for information regarding the WDRs and NPDES permit should contact the Regional Water Board, reference the Facility, and provide a name, address, and phone number.

**G. Additional Information.** Requests for additional information or questions regarding this Order should be directed to Derek Whitworth at (510) 622-2349 or [DWhitworth@waterboards.ca.gov](mailto:DWhitworth@waterboards.ca.gov).

**CALIFORNIA REGIONAL WATER QUALITY CONTROL BOARD  
SAN FRANCISCO BAY REGION**

**ATTACHMENT G  
REGIONAL STANDARD PROVISIONS, AND MONITORING  
AND REPORTING REQUIREMENTS  
(SUPPLEMENT TO ATTACHMENT D)**

For

**NPDES WASTEWATER DISCHARGE PERMITS**

March 2010



## Contents

<b>I. STANDARD PROVISIONS - PERMIT COMPLIANCE.....</b>	<b>G-1</b>
A. Duty to Comply .....	G-1
B. Need to Halt or Reduce Activity Not a Defense .....	G-1
C. Duty to Mitigate .....	G-1
1. Contingency Plan.....	G-1
2. Spill Prevention Plan.....	G-2
D. Proper Operation & Maintenance.....	G-2
1. Operation and Maintenance (O&M) Manual.....	G-2
2. Wastewater Facilities Status Report .....	G-2
3. Proper Supervision and Operation of Publicly Owned Treatment Works (POTWs) .....	G-3
E. Property Rights.....	G-3
F. Inspection and Entry.....	G-3
G. Bypass .....	G-3
H. Upset.....	G-3
I. Other .....	G-3
J. Storm water .....	G-3
1. Storm water Pollution Prevention Plan (SWPP Plan).....	G-3
2. Source Identification.....	G-4
3. Storm water Management Controls .....	G-5
4. Annual Verification of SWPP Plan.....	G-6
K. Biosolids Management.....	G-6
<b>II. STANDARD PROVISIONS – PERMIT ACTION.....</b>	<b>G-7</b>
<b>III. STANDARD PROVISIONS – MONITORING.....</b>	<b>G-7</b>
A. Sampling and Analyses .....	G-7
1. Use of Certified Laboratories.....	G-7
2. Use of Appropriate Minimum Levels .....	G-7
3. Frequency of Monitoring .....	G-7
B. Biosolids Monitoring.....	G-10
1. Biosolids Monitoring Frequency .....	G-10
2. Biosolids Pollutants to Monitor .....	G-10
C. Standard Observations.....	G-10
1. Receiving Water Observations .....	G-10
2. Wastewater Effluent Observations .....	G-11
3. Beach and Shoreline Observations .....	G-11
4. Land Retention or Disposal Area Observations.....	G-11
5. Periphery of Waste Treatment and/or Disposal Facilities Observations .....	G-12
<b>IV. STANDARD PROVISIONS – RECORDS.....</b>	<b>G-12</b>
A. Records to be Maintained.....	G-12
B. Records of monitoring information .....	G-12
1. Analytical Information.....	G-12
2. Flow Monitoring Data.....	G-12
3. Wastewater Treatment Process Solids .....	G-13
4. Disinfection Process.....	G-13
5. Treatment Process Bypasses .....	G-13
6. Treatment Facility Overflows.....	G-14
C. Claims of Confidentiality .....	G-14

**V. STANDARD PROVISIONS – REPORTING ..... G-14**  
A. Duty to Provide Information .....G-14  
B. Signatory and Certification Requirements .....G-14  
C. Monitoring Reports .....G-14  
    1. Self Monitoring Reports .....G-14  
D. Compliance Schedules .....G-18  
E. Twenty-Four Hour Reporting .....G-18  
    1. Spill of Oil or Other Hazardous Material Reports .....G-18  
    2. Unauthorized Discharges from Municipal Wastewater Treatment Plants .....G-19  
F. Planned Changes .....G-22  
G. Anticipated Noncompliance .....G-22  
H. Other Noncompliance.....G-22  
I. Other Information.....G-22  
**VI. STANDARD PROVISION – ENFORCEMENT ..... G-22**  
**VII. ADDITIONAL PROVISIONS – NOTIFICATION LEVELS ..... G-22**  
**VIII. DEFINITIONS ..... G-22**

**CALIFORNIA REGIONAL WATER QUALITY CONTROL BOARD  
SAN FRANCISCO BAY REGION**

**REGIONAL STANDARD PROVISIONS, AND MONITORING AND  
REPORTING REQUIREMENTS  
(SUPPLEMENT TO ATTACHMENT D)**

**FOR**

**NPDES WASTEWATER DISCHARGE PERMITS**

**APPLICABILITY**

This document applies to dischargers covered by a National Pollutant Discharge Elimination System (NPDES) permit. This document does not apply to Municipal Separate Storm Sewer System (MS4) NPDES permits.

The purpose of this document is to supplement the requirements of Attachment D, Standard Provisions. The requirements in this supplemental document are designed to ensure permit compliance through preventative planning, monitoring, recordkeeping, and reporting. In addition, this document requires proper characterization of issues as they arise, and timely and full responses to problems encountered. To provide clarity on which sections of Attachment D this document supplements, this document is arranged in the same format as Attachment D.

**I. STANDARD PROVISIONS - PERMIT COMPLIANCE**

**A. Duty to Comply** – Not Supplemented

**B. Need to Halt or Reduce Activity Not a Defense** – Not Supplemented

**C. Duty to Mitigate** – This supplements I.C. of Standard Provisions (Attachment D)

- 1. Contingency Plan** - The Discharger shall maintain a Contingency Plan as originally required by Regional Water Board Resolution 74-10 and as prudent in accordance with current municipal facility emergency planning. The Contingency Plan shall describe procedures to ensure that existing facilities remain in, or are rapidly returned to, operation in the event of a process failure or emergency incident, such as employee strike, strike by suppliers of chemicals or maintenance services, power outage, vandalism, earthquake, or fire. The Discharger may combine the Contingency Plan and Spill Prevention Plan into one document. Discharge in violation of the permit where the Discharger has failed to develop and implement a Contingency Plan as described below will be the basis for considering the discharge a willful and negligent violation of the permit pursuant to California Water Code Section 13387. The Contingency Plan shall, at a minimum, contain the provisions of a. through g. below.
  - a. Provision of personnel for continued operation and maintenance of sewerage facilities during employee strikes or strikes against contractors providing services.

- b. Maintenance of adequate chemicals or other supplies and spare parts necessary for continued operations of sewerage facilities.
  - c. Provisions of emergency standby power.
  - d. Protection against vandalism.
  - e. Expeditious action to repair failures of, or damage to, equipment and sewer lines.
  - f. Report of spills and discharges of untreated or inadequately treated wastes, including measures taken to clean up the effects of such discharges.
  - g. Programs for maintenance, replacement, and surveillance of physical condition of equipment, facilities, and sewer lines.
2. **Spill Prevention Plan** - The Discharger shall maintain a Spill Prevention Plan to prevent accidental discharges and minimize the effects of such events. The Spill Prevention Plan shall:
- a. Identify the possible sources of accidental discharge, untreated or partially treated waste bypass, and polluted drainage;
  - b. Evaluate the effectiveness of present facilities and procedures, and state when they became operational; and
  - c. Predict the effectiveness of the proposed facilities and procedures, and provide an implementation schedule containing interim and final dates when they will be constructed, implemented, or operational.

This Regional Water Board, after review of the Contingency and Spill Prevention Plans or their updated revisions, may establish conditions it deems necessary to control accidental discharges and to minimize the effects of such events. Such conditions may be incorporated as part of the permit upon notice to the Discharger.

**D. Proper Operation & Maintenance** – This supplements I.D of Standard Provisions (Attachment D)

1. **Operation and Maintenance (O&M) Manual** - The Discharger shall maintain an O&M Manual to provide the plant and regulatory personnel with a source of information describing all equipment, recommended operational strategies, process control monitoring, and maintenance activities. To remain a useful and relevant document, the O&M Manual shall be kept updated to reflect significant changes in treatment facility equipment and operational practices. The O&M Manual shall be maintained in usable condition and be available for reference and use by all relevant personnel and Regional Water Board staff.
2. **Wastewater Facilities Status Report** - The Discharger shall regularly review, revise, or update, as necessary, its Wastewater Facilities Status Report. This report shall document how the Discharger operates and maintains its wastewater collection, treatment, and disposal facilities to ensure that all facilities are adequately staffed, supervised, financed, operated, maintained, repaired, and upgraded as necessary to provide adequate and reliable transport, treatment, and disposal of all wastewater from both existing and planned future wastewater sources under the Discharger's service responsibilities.

3. Proper Supervision and Operation of Publicly Owned Treatment Works (POTWs) - POTWs shall be supervised and operated by persons possessing certificates of appropriate grade pursuant to Division 4, Chapter 14, Title 23 of the California Code of Regulations.

**E. Property Rights** – Not Supplemented

**F. Inspection and Entry** – Not Supplemented

**G. Bypass** – Not Supplemented

**H. Upset** – Not Supplemented

**I. Other** – This section is an addition to Standard Provisions (Attachment D)

1. Neither the treatment nor the discharge of pollutants shall create pollution, contamination, or nuisance as defined by California Water Code Section 13050.
2. Collection, treatment, storage, and disposal systems shall be operated in a manner that precludes public contact with wastewater, except in cases where excluding the public is infeasible, such as private property. If public contact with wastewater could reasonably occur on public property, warning signs shall be posted.
3. If the Discharger submits a timely and complete Report of Waste Discharge for permit reissuance, this permit continues in force and effect until a new permit is issued or the Regional Water Board rescinds the permit.

**J. Storm Water** – This section is an addition to Standard Provisions (Attachment D)

These provisions apply to facilities that do not direct all storm water flows from the facility to the wastewater treatment plant headworks.

**1. Storm Water Pollution Prevention Plan (SWPP Plan)**

The SWPP Plan shall be designed in accordance with good engineering practices and shall address the following objectives:

- a. To identify pollutant sources that may affect the quality of storm water discharges; and
- b. To identify, assign, and implement control measures and management practices to reduce pollutants in storm water discharges.

The SWPP Plan may be combined with the existing Spill Prevention Plan as required in accordance with Section C.2. The SWPP Plan shall be retained on-site and made available upon request of a representative of the Regional Water Board.

## 2. Source Identification

The SWPP Plan shall provide a description of potential sources that may be expected to add significant quantities of pollutants to storm water discharges, or may result in non-storm water discharges from the facility. The SWPP Plan shall include, at a minimum, the following items:

- a. A topographical map (or other acceptable map if a topographical map is unavailable), extending one-quarter mile beyond the property boundaries of the facility, showing the wastewater treatment facility process areas, surface water bodies (including springs and wells), and discharge point(s) where the facility's storm water discharges to a municipal storm drain system or other points of discharge to waters of the State. The requirements of this paragraph may be included in the site map required under the following paragraph if appropriate.
- b. A site map showing the following:
  - 1) Storm water conveyance, drainage, and discharge structures;
  - 2) An outline of the storm water drainage areas for each storm water discharge point;
  - 3) Paved areas and buildings;
  - 4) Areas of actual or potential pollutant contact with storm water or release to storm water, including but not limited to outdoor storage and process areas; material loading, unloading, and access areas; and waste treatment, storage, and disposal areas;
  - 5) Location of existing storm water structural control measures (i.e., berms, coverings, etc.);
  - 6) Surface water locations, including springs and wetlands; and
  - 7) Vehicle service areas.
- c. A narrative description of the following:
  - 1) Wastewater treatment process activity areas;
  - 2) Materials, equipment, and vehicle management practices employed to minimize contact of significant materials of concern with storm water discharges;
  - 3) Material storage, loading, unloading, and access areas;
  - 4) Existing structural and non-structural control measures (if any) to reduce pollutants in storm water discharges; and
  - 5) Methods of on-site storage and disposal of significant materials.
- d. A list of pollutants that have a reasonable potential to be present in storm water discharges in significant quantities.

### 3. Storm Water Management Controls

The SWPP Plan shall describe the storm water management controls appropriate for the facility and a time schedule for fully implementing such controls. The appropriateness and priorities of controls in the SWPP Plan shall reflect identified potential sources of pollutants. The description of storm water management controls to be implemented shall include, as appropriate:

a. Storm water pollution prevention personnel

Identify specific individuals (and job titles) that are responsible for developing, implementing, and reviewing the SWPP Plan.

b. Good housekeeping

Good housekeeping requires the maintenance of clean, orderly facility areas that discharge storm water. Material handling areas shall be inspected and cleaned to reduce the potential for pollutants to enter the storm drain conveyance system.

c. Spill prevention and response

Identify areas where significant materials can spill into or otherwise enter storm water conveyance systems and their accompanying drainage points. Specific material handling procedures, storage requirements, and cleanup equipment and procedures shall be identified, as appropriate. The necessary equipment to implement a cleanup shall be available, and personnel shall be trained in proper response, containment, and cleanup of spills. Internal reporting procedures for spills of significant materials shall be established.

d. Source control

Source controls include, for example, elimination or reduction of the use of toxic pollutants, covering of pollutant source areas, sweeping of paved areas, containment of potential pollutants, labeling of all storm drain inlets with “No Dumping” signs, isolation or separation of industrial and non-industrial pollutant sources so that runoff from these areas does not mix, etc.

e. Storm water management practices

Storm water management practices are practices other than those that control the sources of pollutants. Such practices include treatment or conveyance structures, such as drop inlets, channels, retention and detention basins, treatment vaults, infiltration galleries, filters, oil/water separators, etc. Based on assessment of the potential of various sources to contribute pollutants to storm water discharges in significant quantities, additional storm water management practices to remove pollutants from storm water discharges shall be implemented and design criteria shall be described.

f. Sediment and erosion control

Measures to minimize erosion around the storm water drainage and discharge points, such as riprap, revegetation, slope stabilization, etc., shall be described.

g. Employee training

Employee training programs shall inform all personnel responsible for implementing the SWPP Plan. Training shall address spill response, good housekeeping, and material management practices. New employee and refresher training schedules shall be identified.

h. Inspections

All inspections shall be done by trained personnel. Material handling areas shall be inspected for evidence of, or the potential for, pollutants entering storm water discharges. A tracking or follow up procedure shall be used to ensure appropriate response has been taken in response to an inspection. Inspections and maintenance activities shall be documented and recorded. Inspection records shall be retained for five years.

i. Records

A tracking and follow-up procedure shall be described to ensure that adequate response and corrective actions have been taken in response to inspections.

**4. Annual Verification of SWPP Plan**

An annual facility inspection shall be conducted to verify that all elements of the SWPP Plan are accurate and up-to-date. The results of this review shall be reported in the Annual Report to the Regional Water Board described in Section V.C.f.

**K. Biosolids Management** – This section is an addition to Standard Provisions (Attachment D)

Biosolids must meet the following requirements prior to land application. The Discharger must either demonstrate compliance or, if it sends the biosolids to another party for further treatment or distribution, must give the recipient the information necessary to ensure compliance.

1. Exceptional quality biosolids meet the pollutant concentration limits in Table III of 40 CFR Part 503.13, Class A pathogen limits, and one of the vector attraction reduction requirements in 503.33(b)(1)-(b)(8). Such biosolids do not have to be tracked further for compliance with general requirements (503.12) and management practices (503.14).
2. Biosolids used for agricultural land, forest, or reclamation shall meet the pollutant limits in Table I (ceiling concentrations) and Table II or Table III (cumulative loadings or pollutant concentration limits) of 503.13. They shall also meet the general requirements (503.12) and management practices (503.14) (if not exceptional quality biosolids) for Class A or Class B pathogen levels with associated access restrictions (503.32) and one of the 10 vector attraction reduction requirements in 503.33(b)(1)-(b)(10).
3. Biosolids used for lawn or home gardens must meet exceptional quality biosolids limits.
4. Biosolids sold or given away in a bag or other container must meet the pollutant limits in either Table III or Table IV (pollutant concentration limits or annual pollutant loading rate limits) of 503.13. If Table IV is used, a label or information sheet must be attached to the biosolids packing that explains Table IV (see 503.14). The biosolids must also meet the Class A pathogen limits and one of the vector attraction reduction requirements in 503.33(b)(1)-(b)(8).



## **II. STANDARD PROVISIONS – PERMIT ACTION – Not Supplemented**

## **III. STANDARD PROVISIONS – MONITORING**

### **A. Sampling and Analyses** – This section is a supplement to III.A and III.B of Standard Provisions (Attachment D)

#### **1. Use of Certified Laboratories**

Water and waste analyses shall be performed by a laboratory certified for these analyses in accordance with California Water Code Section 13176.

#### **2. Use of Appropriate Minimum Levels**

Table C lists the suggested analytical methods for the 126 priority pollutants and other toxic pollutants that should be used, unless a particular method or minimum level (ML) is required in the MRP.

For priority pollutant monitoring, when there is more than one ML value for a given substance, the Discharger may select any one of the analytical methods cited in Table C for compliance determination, or any other method described in 40 CFR part 136 or approved by U.S. EPA (such as the 1600 series) if authorized by the Regional Water Board. However, the ML must be below the effluent limitation and water quality objective. If no ML value is below the effluent limitation and water quality objective, then the method must achieve an ML no greater than the lowest ML value indicated in Table C. All monitoring instruments and equipment shall be properly calibrated and maintained to ensure accuracy of measurements.

#### **3. Frequency of Monitoring**

The minimum schedule of sampling analysis is specified in the MRP portion of the permit.

##### **a. Timing of Sample Collection**

- 1) The Discharger shall collect samples of influent on varying days selected at random and shall not include any plant recirculation or other sidestream wastes, unless otherwise stipulated by the MRP.
- 2) The Discharger shall collect samples of effluent on days coincident with influent sampling unless otherwise stipulated by the MRP or the Executive Officer. The Executive Officer may approve an alternative sampling plan if it is demonstrated to be representative of plant discharge flow and in compliance with all other permit requirements.
- 3) The Discharger shall collect grab samples of effluent during periods of day-time maximum peak effluent flows (or peak flows through secondary treatment units for facilities that recycle effluent flows).
- 4) Effluent sampling for conventional pollutants shall occur on at least one day of any multiple-day bioassay test the MRP requires. During the course of the test, on at least one day, the Discharger shall collect and retain samples of the discharge. In the event a bioassay test does

not comply with permit limits, the Discharger shall analyze these retained samples for pollutants that could be toxic to aquatic life and for which it has effluent limits.

- i. The Discharger shall perform bioassay tests on final effluent samples; when chlorine is used for disinfection, bioassay tests shall be performed on effluent after chlorination-dechlorination; and
- ii. The Discharger shall analyze for total ammonia nitrogen and calculate the amount of un-ionized ammonia whenever test results fail to meet the percent survival specified in the permit.

b. Conditions Triggering Accelerated Monitoring

- 1) If the results from two consecutive samples of a constituent monitored in a 30-day period exceed the monthly average limit for any parameter (or if the required sampling frequency is once per month and the monthly sample exceeds the monthly average limit), the Discharger shall, within 24 hours after the results are received, increase its sampling frequency to daily until the results from the additional sampling show that the parameter is in compliance with the monthly average limit.
- 2) If any maximum daily limit is exceeded, the Discharger shall increase its sampling frequency to daily within 24 hours after the results are received that indicate the exceedance of the maximum daily limit until two samples collected on consecutive days show compliance with the maximum daily limit.
- 3) If final or intermediate results of an acute bioassay test indicate a violation or threatened violation (e.g., the percentage of surviving test organisms of any single acute bioassay test is less than 70 percent), the Discharger shall initiate a new test as soon as practical, and the Discharger shall investigate the cause of the mortalities and report its findings in the next self monitoring report (SMR).
- 4) The Discharger shall calibrate chlorine residual analyzers against grab samples as frequently as necessary to maintain accurate control and reliable operation. If an effluent violation is detected, the Discharger shall collect grab samples at least every 30 minutes until compliance with the limit is achieved, unless the Discharger monitors chlorine residual continuously. In such cases, the Discharger shall continue to conduct continuous monitoring as required by its permit.
- 5) When a bypass occurs (except one subject to provision III.A.3.b.6 below), the Discharger shall monitor flows and collect samples on a daily basis for all constituents at affected discharge points that have effluent limits for the duration of the bypass (including acute toxicity using static renewals), except chronic toxicity, unless otherwise stipulated by the MRP.
- 6) Unless otherwise stipulated by the MRP, when a bypass approved pursuant to Attachment D, Standard Provisions, Sections I.G.2 or I.G.4, occurs, the Discharger shall monitor flows and, using appropriate procedures as specified in the MRP, collect and retain samples for affected discharge points on a daily basis for the duration of the bypass. The Discharger shall analyze for total suspended solids (TSS) using 24-hour composites (or more frequent increments) and for bacteria indicators with effluent limits using grab samples. If TSS exceeds 45 mg/L in any composite sample, the Discharger shall also analyze the retained samples for that discharge

for all other constituents that have effluent limits, except oil and grease, mercury, dioxin-TEQ, and acute and chronic toxicity. Additionally, at least once each year, the Discharger shall analyze the retained samples for one approved bypass discharge event for all other constituents that have effluent limits, except oil and grease, mercury, dioxin-TEQ, and acute and chronic toxicity. This monitoring shall be in addition to the minimum monitoring specified in the MRP.

c. Storm Water Monitoring

The requirements of this section only apply to facilities that are not covered by an NPDES permit for storm water discharges and where not all site storm drainage from process areas (i.e., areas of the treatment facility where chemicals or wastewater could come in contact with storm water) is directed to the headworks. For storm water not directed to the headworks during the wet season (October 1 to April 30), the Discharger shall:

- 1) Conduct visual observations of the storm water discharge locations during daylight hours at least once per month during a storm event that produces significant storm water discharge to observe the presence of floating and suspended materials, oil and grease, discoloration, turbidity, and odor, etc.
- 2) Measure (or estimate) the total volume of storm water discharge, collect grab samples of storm water discharge from at least two storm events that produce significant storm water discharge, and analyze the samples for oil and grease, pH, TSS, and specific conductance.

The grab samples shall be taken during the first 30 minutes of the discharge. If collection of the grab samples during the first 30 minutes is impracticable, grab samples may be taken during the first hour of the discharge, and the Discharger shall explain in the Annual Report why the grab sample(s) could not be taken in the first 30 minutes.

- 3) Testing for the presence of non-storm water discharges shall be conducted no less than twice during the dry season (May 1 to September 30) at all storm water discharge locations. Tests may include visual observations of flows, stains, sludges, odors, and other abnormal conditions; dye tests; TV line surveys; or analysis and validation of accurate piping schematics. Records shall be maintained describing the method used, date of testing, locations observed, and test results.
- 4) Samples shall be collected from all locations where storm water is discharged. Samples shall represent the quality and quantity of storm water discharged from the facility. If a facility discharges storm water at multiple locations, the Discharger may sample a reduced number of locations if it establishes and documents through the monitoring program that storm water discharges from different locations are substantially identical.
- 5) Records of all storm water monitoring information and copies of all reports required by the permit shall be retained for a period of at least three years from the date of sample, observation, or report.

d. Receiving Water Monitoring

The requirements of this section only apply when the MRP requires receiving water sampling.

- 1) Receiving water samples shall be collected on days coincident with effluent sampling for conventional pollutants.
- 2) Receiving water samples shall be collected at each station on each sampling day during the period within one hour following low slack water. Where sampling during lower slack water is impractical, sampling shall be performed during higher slack water. Samples shall be collected within the discharge plume and down current of the discharge point so as to be representative, unless otherwise stipulated in the MRP.
- 3) Samples shall be collected within one foot of the surface of the receiving water, unless otherwise stipulated in the MRP.

**B. Biosolids Monitoring** – This section supplements III.B of Standard Provisions (Attachment D)

When biosolids are sent to a landfill, sent to a surface disposal site, or applied to land as a soil amendment, they must be monitored as follows:

**1. Biosolids Monitoring Frequency**

Biosolids disposal must be monitored at the following frequency:

<u>Metric tons biosolids/365 days</u>	<u>Frequency</u>
0-290	Once per year
290-1500	Quarterly
1500-15,000	Six times per year
Over 15,000	Once per month

(Metric tons are on a dry weight basis)

**2. Biosolids Pollutants to Monitor**

Biosolids shall be monitored for the following constituents:

- Land Application: Arsenic, cadmium, copper, mercury, molybdenum, nickel, lead, selenium, and zinc
- Municipal Landfill: Paint filter test (pursuant to 40 CFR 258)
- Biosolids-only Landfill or Surface Disposal Site (if no liner and leachate system): arsenic, chromium, and nickel

**C. Standard Observations** – This section is an addition to III of Standard Provisions (AttachmentD)

**1. Receiving Water Observations**

The requirements of this section only apply when the MRP requires standard observations of the receiving water. Standard observations shall include the following:

- a. *Floating and suspended materials* (e.g., oil, grease, algae, and other macroscopic particulate matter): presence or absence, source, and size of affected area.
- b. *Discoloration and turbidity*: description of color, source, and size of affected area.
- c. *Odor*: presence or absence, characterization, source, distance of travel, and wind direction.
- d. *Beneficial water use*: presence of water-associated waterfowl or wildlife, fisherpeople, and other recreational activities in the vicinity of each sampling station.
- e. *Hydrographic condition*: time and height of corrected high and low tides (corrected to nearest National Oceanic and Atmospheric Administration location for the sampling date and time of sample collection).
- f. *Weather conditions*:
  - 1) Air temperature; and
  - 2) Total precipitation during the five days prior to observation.

## 2. Wastewater Effluent Observations

The requirements of this section only apply when the MRP requires wastewater effluent standard observations. Standard observations shall include the following:

- a. *Floating and suspended material of wastewater origin* (e.g., oil, grease, algae, and other macroscopic particulate matter): presence or absence.
- b. *Odor*: presence or absence, characterization, source, distance of travel, and wind direction.

## 3. Beach and Shoreline Observations

The requirements of this section only apply when the MRP requires beach and shoreline standard observations. Standard observations shall include the following:

- a. *Material of wastewater origin*: presence or absence, description of material, estimated size of affected area, and source.
- b. *Beneficial use*: estimate number of people participating in recreational water contact, non-water contact, or fishing activities.

## 4. Land Retention or Disposal Area Observations

The requirements of this section only apply to facilities with on-site surface impoundments or disposal areas that are in use. This section applies to both liquid and solid wastes, whether confined or unconfined. The Discharger shall conduct the following for each impoundment:

- a. Determine the amount of freeboard at the lowest point of dikes confining liquid wastes.
- b. Report evidence of leaching liquid from area of confinement and estimated size of affected area. Show affected area on a sketch and volume of flow (e.g., gallons per minute [gpm]).

- c. Regarding odor, describe presence or absence, characterization, source, distance of travel, and wind direction.
- d. Estimate number of waterfowl and other water-associated birds in the disposal area and vicinity.

#### 5. Periphery of Waste Treatment and/or Disposal Facilities Observations

The requirements of this section only apply when the MRP specifies periphery standard observations. Standard observations shall include the following:

- a. *Odor*: presence or absence, characterization, source, and distance of travel.
- b. *Weather conditions*: wind direction and estimated velocity.

### IV. STANDARD PROVISIONS – RECORDS

#### A. Records to be Maintained – This supplements IV.A of Standard Provisions (Attachment D)

The Discharger shall maintain records in a manner and at a location (e.g., wastewater treatment plant or Discharger offices) such that the records are accessible to Regional Water Board staff. The minimum period of retention specified in Section IV, Records, of the Federal Standard Provisions shall be extended during the course of any unresolved litigation regarding the subject discharge, or when requested by the Regional Water Board or Regional Administrator of U.S. EPA, Region IX.

A copy of the permit shall be maintained at the discharge facility and be available at all times to operating personnel.

#### B. Records of monitoring information shall include – This supplements IV.B of Standard Provision (Attachment D)

##### 1. Analytical Information

Records shall include analytical method detection limits, minimum levels, reporting levels, and related quantification parameters.

##### 2. Flow Monitoring Data

For all required flow monitoring (e.g., influent and effluent flows), the additional records shall include the following, unless otherwise stipulated by the MRP:

- a. Total volume for each day; and
- b. Maximum, minimum, and average daily flows for each calendar month.

### 3. Wastewater Treatment Process Solids

- a. For each treatment unit process that involves solids removal from the wastewater stream, records shall include the following:
  - 1) Total volume or mass of solids removed from each collection unit (e.g., grit, skimmings, undigested biosolids, or combination) for each calendar month or other time period as appropriate, but not to exceed annually; and
  - 2) Final disposition of such solids (e.g., landfill, other subsequent treatment unit).
- b. For final dewatered biosolids from the treatment plant as a whole, records shall include the following:
  - 1) Total volume or mass of dewatered biosolids for each calendar month;
  - 2) Solids content of the dewatered biosolids; and
  - 3) Final disposition of dewatered biosolids (disposal location and disposal method).

### 4. Disinfection Process

For the disinfection process, these additional records shall be maintained documenting process operation and performance:

- a. For bacteriological analyses:
  - 1) Wastewater flow rate at the time of sample collection; and
  - 2) Required statistical parameters for cumulative bacterial values (e.g., moving median or geometric mean for the number of samples or sampling period identified in this Order).
- b. For the chlorination process, when chlorine is used for disinfection, at least daily average values for the following:
  - 1) Chlorine residual of treated wastewater as it enters the contact basin (mg/L);
  - 2) Chlorine dosage (kg/day); and
  - 3) Dechlorination chemical dosage (kg/day).

### 5. Treatment Process Bypasses

A chronological log of all treatment process bypasses, including wet weather blending, shall include the following:

- a. Identification of the treatment process bypassed;
- b. Dates and times of bypass beginning and end;
- c. Total bypass duration;

- d. Estimated total bypass volume; and
- e. Description of, or reference to other reports describing, the bypass event, the cause, the corrective actions taken (except for wet weather blending that is in compliance with permit conditions), and any additional monitoring conducted.

#### **6. Treatment Facility Overflows**

This section applies to records for overflows at the treatment facility. This includes the headworks and all units and appurtenances downstream. The Discharger shall retain a chronological log of overflows at the treatment facility and records supporting the information provided in section V.E.2.

#### **C. Claims of Confidentiality – Not Supplemented**

### **V. STANDARD PROVISIONS – REPORTING**

#### **A. Duty to Provide Information – Not Supplemented**

#### **B. Signatory and Certification Requirements – Not Supplemented**

#### **C. Monitoring Reports – This section supplements V.C of Standard Provisions (Attachment D)**

##### **1. Self Monitoring Reports**

For each reporting period established in the MRP, the Discharger shall submit an SMR to the Regional Water Board in accordance with the requirements listed in this document and at the frequency the MRP specifies. The purpose of the SMR is to document treatment performance, effluent quality, and compliance with the waste discharge requirements of this Order.

##### **a. Transmittal letter**

Each SMR shall be submitted with a transmittal letter. This letter shall include the following:

- 1) Identification of all violations of effluent limits or other waste discharge requirements found during the reporting period;
- 2) Details regarding violations: parameters, magnitude, test results, frequency, and dates;
- 3) Causes of violations;
- 4) Discussion of corrective actions taken or planned to resolve violations and prevent recurrences, and dates or time schedule of action implementation (if previous reports have been submitted that address corrective actions, reference to the earlier reports is satisfactory);
- 5) Data invalidation (Data should not be submitted in an SMR if it does not meet quality assurance/quality control standards. However, if the Discharger wishes to invalidate any measurement after it was submitted in an SMR, a letter shall identify the measurement suspected to be invalid and state the Discharger's intent to submit, within 60 days, a formal request to invalidate the measurement. This request shall include the original measurement in question, the reason for invalidating the measurement, all relevant documentation that



supports invalidation [e.g., laboratory sheet, log entry, test results, etc.], and discussion of the corrective actions taken or planned [with a time schedule for completion] to prevent recurrence of the sampling or measurement problem.);

- 6) If the Discharger blends, the letter shall describe the duration of blending events and certify whether blended effluent was in compliance with the conditions for blending; and
- 7) Signature (The transmittal letter shall be signed according to Section V.B of this Order, Attachment D – Standard Provisions.).

b. Compliance evaluation summary

Each report shall include a compliance evaluation summary. This summary shall include each parameter for which the permit specifies effluent limits, the number of samples taken during the monitoring period, and the number of samples that exceed applicable effluent limits.

c. Results of analyses and observations

- 1) Tabulations of all required analyses and observations, including parameter, date, time, sample station, type of sample, test result, method detection limit, method minimum level, and method reporting level, if applicable, signed by the laboratory director or other responsible official.
- 2) When determining compliance with an average monthly effluent limitation and more than one sample result is available in a month, the Discharger shall compute the arithmetic mean unless the data set contains one or more reported determinations of detected but not quantified (DNQ) or nondetect (ND). In those cases, the Discharger shall compute the median in place of the arithmetic mean in accordance with the following procedure:
  - i. The data set shall be ranked from low to high, reported ND determinations lowest, DNQ determinations next, followed by quantified values (if any). The order of the individual ND or DNQ determinations is unimportant.
  - ii. The median value of the data set shall be determined. If the data set has an odd number of data points, then the median is the middle value. If the data set has an even number of data points, then the median is the average of the two values around the middle unless one or both of the points are ND or DNQ, in which case the median value shall be the lower of the two data points where DNQ is lower than a value and ND is lower than DNQ.

If a sample result, or the arithmetic mean or median of multiple sample results, is below the reporting limit, and there is evidence that the priority pollutant is present in the effluent above an effluent limitation and the Discharger conducts a Pollutant Minimization Program, the Discharger shall not be deemed out of compliance.

- 3) Dioxin-TEQ Reporting: The Discharger shall report for each dioxin and furan congener the analytical results of effluent monitoring, including the quantifiable limit (reporting level), the method detection limit, and the measured concentration. The Discharger shall report all measured values of individual congeners, including data qualifiers. When calculating dioxin-TEQ, the Discharger shall set congener concentrations below the minimum levels (ML) to zero. The Discharger shall calculate and report dioxin-TEQs using the following formula,

where the MLs, toxicity equivalency factors (TEFs), and bioaccumulation equivalency factors (BEFs) are as provided in Table A:

$$\text{Dioxin-TEQ} = \sum (C_x \times \text{TEF}_x \times \text{BEF}_x)$$

where:  $C_x$  = measured or estimated concentration of congener  $x$   
 $\text{TEF}_x$  = toxicity equivalency factor for congener  $x$   
 $\text{BEF}_x$  = bioaccumulation equivalency factor for congener  $x$

**Table A**  
 Minimum Levels, Toxicity Equivalency Factors,  
 and Bioaccumulation Equivalency Factors

Dioxin or Furan Congener	Minimum Level (pg/L)	1998 Toxicity Equivalency Factor (TEF)	Bioaccumulation Equivalency Factor (BEF)
2,3,7,8-TCDD	10	1.0	1.0
1,2,3,7,8-PeCDD	50	1.0	0.9
1,2,3,4,7,8-HxCDD	50	0.1	0.3
1,2,3,6,7,8-HxCDD	50	0.1	0.1
1,2,3,7,8,9-HxCDD	50	0.1	0.1
1,2,3,4,6,7,8-HpCDD	50	0.01	0.05
OCDD	100	0.0001	0.01
2,3,7,8-TCDF	10	0.1	0.8
1,2,3,7,8-PeCDF	50	0.05	0.2
2,3,4,7,8-PeCDF	50	0.5	1.6
1,2,3,4,7,8-HxCDF	50	0.1	0.08
1,2,3,6,7,8-HxCDF	50	0.1	0.2
1,2,3,7,8,9-HxCDF	50	0.1	0.6
2,3,4,6,7,8-HxCDF	50	0.1	0.7
1,2,3,4,6,7,8-HpCDF	50	0.01	0.01
1,2,3,4,7,8,9-HpCDF	50	0.01	0.4
OCDF	100	0.0001	0.02

d. Data reporting for results not yet available

The Discharger shall make all reasonable efforts to obtain analytical data for required parameter sampling in a timely manner. Certain analyses require additional time to complete analytical processes and report results. For cases where required monitoring parameters require additional time to complete analytical processes and reports, and results are not available in time to be included in the SMR for the subject monitoring period, the Discharger shall describe such circumstances in the SMR and include the data for these parameters and relevant discussions of any observed exceedances in the next SMR due after the results are available.

e. Flow data

The Discharger shall provide flow data tabulation pursuant to Section IV.B.2.

f. Annual self monitoring report requirements

By the date specified in the MRP, the Discharger shall submit an annual report to the Regional Water Board covering the previous calendar year. The report shall contain the following:

- 1) Annual compliance summary table of treatment plant performance, including documentation of any blending events;
- 2) Comprehensive discussion of treatment plant performance and compliance with the permit (This discussion shall include any corrective actions taken or planned, such as changes to facility equipment or operation practices that may be needed to achieve compliance, and any other actions taken or planned that are intended to improve performance and reliability of the Discharger's wastewater collection, treatment, or disposal practices.);
- 3) Both tabular and graphical summaries of the monitoring data for the previous year if parameters are monitored at a frequency of monthly or greater;
- 4) List of approved analyses, including the following:
  - (i) List of analyses for which the Discharger is certified;
  - (ii) List of analyses performed for the Discharger by a separate certified laboratory (copies of reports signed by the laboratory director of that laboratory shall not be submitted but be retained onsite); and
  - (iii) List of "waived" analyses, as approved;
- 5) Plan view drawing or map showing the Discharger's facility, flow routing, and sampling and observation station locations;
- 6) Results of annual facility inspection to verify that all elements of the SWPP Plan are accurate and up to date (only required if the Discharger does not route all storm water to the headworks of its wastewater treatment plant); and
- 7) Results of facility report reviews (The Discharger shall regularly review, revise, and update, as necessary, the O&M Manual, the Contingency Plan, the Spill Prevention Plan, and Wastewater Facilities Status Report so that these documents remain useful and relevant to current practices. At a minimum, reviews shall be conducted annually. The Discharger shall include, in each Annual Report, a description or summary of review and evaluation procedures, recommended or planned actions, and an estimated time schedule for implementing these actions. The Discharger shall complete changes to these documents to ensure they are up-to-date.).

g. Report submittal

The Discharger shall submit SMRs to:

California Regional Water Quality Control Board  
San Francisco Bay Region  
1515 Clay Street, Suite 1400  
Oakland, CA 94612  
Attn: NPDES Wastewater Division

h. Reporting data in electronic format

The Discharger has the option to submit all monitoring results in an electronic reporting format approved by the Executive Officer. If the Discharger chooses to submit SMRs electronically, the following shall apply:

- 1) *Reporting Method*: The Discharger shall submit SMRs electronically via a process approved by the Executive Officer (see, for example, the letter dated December 17, 1999, "Official Implementation of Electronic Reporting System [ERS]" and the progress report letter dated December 17, 2000).
- 2) *Monthly or Quarterly Reporting Requirements*: For each reporting period (monthly or quarterly as specified in the MRP), the Discharger shall submit an electronic SMR to the Regional Water Board in accordance with the provisions of Section V.C.1.a-e, except for requirements under Section V.C.1.c(1) where ERS does not have fields for dischargers to input certain information (e.g., sample time). However, until U.S. EPA approves the electronic signature or other signature technologies, Dischargers that use ERS shall submit a hard copy of the original transmittal letter, an ERS printout of the data sheet, and a violation report (a receipt of the electronic transmittal shall be retained by the Discharger). This electronic SMR submittal suffices for the signed tabulations specified under Section V.C.1.c(1).
- 3) *Annual Reporting Requirements*: Dischargers who have submitted data using the ERS for at least one calendar year are exempt from submitting the portion of the annual report required under Section V.C.1.f(1) and (3).

**D. Compliance Schedules** – Not supplemented

**E. Twenty-Four Hour Reporting** – This section supplements V.E of Standard Provision (Attachment D)

**1. Spill of Oil or Other Hazardous Material Reports**

- a. Within 24 hours of becoming aware of a spill of oil or other hazardous material that is not contained onsite and completely cleaned up, the Discharger shall report by telephone to the Regional Water Board at (510) 622-2369.
- b. The Discharger shall also report such spills to the State Office of Emergency Services [telephone (800) 852-7550] only when the spills are in accordance with applicable reporting quantities for hazardous materials.
- c. The Discharger shall submit a written report to the Regional Water Board within five working days following telephone notification unless directed otherwise by Regional Water Board staff. A report submitted electronically is acceptable. The written report shall include the following:

- 1) Date and time of spill, and duration if known;
- 2) Location of spill (street address or description of location);
- 3) Nature of material spilled;
- 4) Quantity of material involved;
- 5) Receiving water body affected, if any;
- 6) Cause of spill;
- 7) Estimated size of affected area;
- 8) Observed impacts to receiving waters (e.g., oil sheen, fish kill, water discoloration);
- 9) Corrective actions taken to contain, minimize, or clean up the spill;
- 10) Future corrective actions planned to be taken to prevent recurrence, and schedule of implementation; and
- 11) Persons or agencies notified.

## 2. Unauthorized Discharges from Municipal Wastewater Treatment Plants<sup>1</sup>

The following requirements apply to municipal wastewater treatment plants that experience an unauthorized discharge at their treatment facilities and are consistent with and supercede requirements imposed on the Discharger by the Executive Officer by letter of May 1, 2008, issued pursuant to California Water Code Section 13383.

### a. Two (2)-Hour Notification

For any unauthorized discharges that result in a discharge to a drainage channel or a surface water, the Discharger shall, as soon as possible, but not later than two (2) hours after becoming aware of the discharge, notify the State Office of Emergency Services (telephone 800-852-7550), the local health officers or directors of environmental health with jurisdiction over the affected water bodies, and the Regional Water Board. The notification to the Regional Water Board shall be via the Regional Water Board's online reporting system at [www.wbers.net](http://www.wbers.net), and shall include the following:

- 1) Incident description and cause;
- 2) Location of threatened or involved waterway(s) or storm drains;
- 3) Date and time the unauthorized discharge started;
- 4) Estimated quantity and duration of the unauthorized discharge (to the extent known), and the estimated amount recovered;

---

<sup>1</sup> California Code of Regulations, Title 23, Section 2250(b), defines an unauthorized discharge to be a discharge, not regulated by waste discharge requirements, of treated, partially treated, or untreated wastewater resulting from the intentional or unintentional diversion of wastewater from a collection, treatment or disposal system.

- 5) Level of treatment prior to discharge (e.g., raw wastewater, primary treated, undisinfected secondary treated, and so on); and
- 6) Identity of the person reporting the unauthorized discharge.

b. 24-hour Certification

Within 24 hours, the Discharger shall certify to the Regional Water Board, at [www.wbers.net](http://www.wbers.net), that the State Office of Emergency Services and the local health officers or directors of environmental health with jurisdiction over the affected water bodies have been notified of the unauthorized discharge.

c. 5-Day Written Report

Within five business days, the Discharger shall submit a written report, via the Regional Water Board's online reporting system at [www.wbers.net](http://www.wbers.net), that includes, in addition to the information required above, the following:

- 1) Methods used to delineate the geographical extent of the unauthorized discharge within receiving waters;
- 2) Efforts implemented to minimize public exposure to the unauthorized discharge;
- 3) Visual observations of the impacts (if any) noted in the receiving waters (e.g., fish kill, discoloration of water) and the extent of sampling if conducted;
- 4) Corrective measures taken to minimize the impact of the unauthorized discharge;
- 5) Measures to be taken to minimize the chances of a similar unauthorized discharge occurring in the future;
- 6) Summary of Spill Prevention Plan or O&M Manual modifications to be made, if necessary, to minimize the chances of future unauthorized discharges; and
- 7) Quantity and duration of the unauthorized discharge, and the amount recovered.

d. Communication Protocol

To clarify the multiple levels of notification, certification, and reporting, the current communication requirements for unauthorized discharges from municipal wastewater treatment plants are summarized in Table B that follows.

**Table B**  
 Summary of Communication Requirements for Unauthorized Discharges<sup>1</sup> from  
 Municipal Wastewater Treatment Plants

<b>Discharger is required to:</b>	<b>Agency Receiving Information</b>	<b>Time frame</b>	<b>Method for Contact</b>
1. Notify	California Emergency Management Agency (Cal EMA)	As soon as possible, but not later than <b>2 hours</b> after becoming aware of the unauthorized discharge.	Telephone – (800) 852-7550 (obtain a control number from Cal EMA)
	Local health department	As soon as possible, but not later than <b>2 hours</b> after becoming aware of the unauthorized discharge.	Depends on local health department
	Regional Water Board	As soon as possible, but not later than <b>2 hours</b> after becoming aware of the unauthorized discharge.	Electronic <sup>2</sup> <a href="http://www.wbers.net">www.wbers.net</a>
2. Certify	Regional Water Board	As soon as possible, but not later than <b>24 hours</b> after becoming aware of the unauthorized discharge.	Electronic <sup>3</sup> <a href="http://www.wbers.net">www.wbers.net</a>
3. Report	Regional Water Board	Within <b>5 business days</b> of becoming aware of the unauthorized discharge.	Electronic <sup>4</sup> <a href="http://www.wbers.net">www.wbers.net</a>

<sup>1</sup> California Code of Regulations, Title 23, Section 2250(b), defines an unauthorized discharge to be a discharge, not regulated by waste discharge requirements, of treated, partially treated, or untreated wastewater resulting from the intentional or unintentional diversion of wastewater from a collection, treatment or disposal system.

<sup>2</sup> In the event that the Discharger is unable to provide online notification within 2 hours of becoming aware of an unauthorized discharge, it shall phone the Regional Water Board’s spill hotline at (510) 622-2369 and convey the same information contained in the notification form. In addition, within 3 business days of becoming aware of the unauthorized discharge, the Discharger shall enter the notification information into the Regional Water Board’s online system in electronic format.

<sup>3</sup> In most instances, the 2-hour notification will also satisfy 24-hour certification requirements. This is because the notification form includes fields for documenting that OES and the local health department have been contacted. In other words, if the Discharger is able to complete all the fields in the notification form within 2 hours, certification requirements are also satisfied. In the event that the Discharger is unable to provide online certification within 24 hours of becoming aware of an unauthorized discharge, it shall phone the Regional Water Board’s spill hotline at (510) 622-2369 and convey the same information contained in the certification form. In addition, within 3 business days of becoming aware of the unauthorized discharge, the Discharger shall enter the certification information into the Regional Water Board’s online system in electronic format.

<sup>4</sup> If the Discharger cannot satisfy the 5-day reporting requirements via the Regional Water Board’s online reporting system, it shall submit a written report (preferably electronically in pdf) to the appropriate Regional Water Board case manager. In cases where the Discharger cannot satisfy the 5-day reporting requirements via the online reporting system, it must still complete the Regional Water Board’s online reporting requirements within 15 calendar days of becoming aware of the unauthorized discharge.

**F. Planned Changes** – Not supplemented

**G. Anticipated Noncompliance** – Not supplemented

**H. Other Noncompliance** – Not supplemented

**I. Other Information** – Not supplemented

**VI. STANDARD PROVISION – ENFORCEMENT** – Not Supplemented

**VII. ADDITIONAL PROVISIONS – NOTIFICATION LEVELS** – Not Supplemented

**VIII. DEFINITIONS** – This section is an addition to Standard Provisions (Attachment D)

More definitions can be found in Attachment A of this NPDES Permit.

1. Arithmetic Calculations

- a. Geometric mean is the antilog of the log mean or the back-transformed mean of the logarithmically transformed variables, which is equivalent to the multiplication of the antilogarithms. The geometric mean can be calculated with either of the following equations:

$$\text{Geometric Mean} = \text{Anti log} \left( \frac{1}{N} \sum_{i=1}^N \text{Log}(C_i) \right)$$

or

$$\text{Geometric Mean} = (C_1 * C_2 * \dots * C_N)^{1/N}$$

Where “N” is the number of data points for the period analyzed and “C” is the concentration for each of the “N” data points.

- b. Mass emission rate is obtained from the following calculation for any calendar day:

$$\text{Mass emission rate (lb/day)} = \frac{8.345}{N} \sum_{i=1}^N Q_i C_i$$

$$\text{Mass emission rate (kg/day)} = \frac{3.785}{N} \sum_{i=1}^N Q_i C_i$$

In which “N” is the number of samples analyzed in any calendar day and “Q<sub>i</sub>” and “C<sub>i</sub>” are the flow rate (MGD) and the constituent concentration (mg/L) associated with each of the “N” grab samples that may be taken in any calendar day. If a composite sample is taken, “C<sub>i</sub>” is the concentration measured in the composite sample and “Q<sub>i</sub>” is the average flow rate occurring during the period over which the samples are composited. The daily concentration of a constituent measured over any calendar day shall be determined from the flow-weighted average of the same constituent in the combined waste streams as follows:



$$C_d = \text{Average daily concentration} = \frac{1}{Q_t} \sum_{i=1}^N Q_i C_i$$

In which “N” is the number of component waste streams and “Q” and “C” are the flow rate (MGD) and the constituent concentration (mg/L) associated with each of the “N” waste streams. “Q<sub>t</sub>” is the total flow rate of the combined waste streams.

- c. Maximum allowable mass emission rate, whether for a 24-hour, weekly 7-day, monthly 30-day, or 6-month period, is a limitation expressed as a daily rate determined with the formulas in the paragraph above, using the effluent concentration limit specified in the permit for the period and the specified allowable flow.
- d. POTW removal efficiency is the ratio of pollutants removed by the treatment facilities to pollutants entering the treatment facilities (expressed as a percentage). The Discharger shall determine removal efficiencies using monthly averages (by calendar month unless otherwise specified) of pollutant concentration of influent and effluent samples collected at about the same time and using the following equation (or its equivalent):

$$\text{Removal Efficiency (\%)} = 100 \times [1 - (\text{Effluent Concentration} / \text{Influent Concentration})]$$

2. Biosolids means the solids, semi-liquid suspensions of solids, residues, screenings, grit, scum, and precipitates separated from or created in wastewater by the unit processes of a treatment system. It also includes, but is not limited to, all supernatant, filtrate, centrate, decantate, and thickener overflow and underflow in the solids handling parts of the wastewater treatment system.
3. Blending is the practice of recombining wastewater that has been biologically treated with wastewater that has bypassed around biological treatment units.
4. Bottom sediment sample is (1) a separate grab sample taken at each sampling station for the determination of selected physical-chemical parameters, or (2) four grab samples collected from different locations in the immediate vicinity of a sampling station while the boat is anchored and analyzed separately for macroinvertebrates.
5. Composite sample is a sample composed of individual grab samples collected manually or by an automatic sampling device on the basis of time or flow as specified in the MRP. For flow-based composites, the proportion of each grab sample included in the composite sample shall be within plus or minus five percent (+/-5%) of the representative flow rate of the waste stream being measured at the time of grab sample collection. Alternatively, equal volume grab samples may be individually analyzed with the flow-weighted average calculated by averaging flow-weighted ratios of each grab sample analytical result. Grab samples comprising time-based composite samples shall be collected at intervals not greater than those specified in the MRP. The quantity of each grab sample comprising a time-based composite sample shall be a set of flow proportional volumes as specified in the MRP. If a particular time-based or flow-based composite sampling protocol is not specified in the MRP, the Discharger shall determine and implement the most representative sampling protocol for the given parameter subject to Executive Officer approval.
6. Depth-integrated sample is defined as a water or waste sample collected by allowing a sampling device to fill during a vertical traverse in the waste or receiving water body being sampled. The Discharger shall collect depth-integrated samples in such a manner that the collected sample will be representative of the waste or water body at that sampling point.

7. Flow sample is an accurate measurement of the average daily flow volume using a properly calibrated and maintained flow measuring device.
8. Grab sample is an individual sample collected in a short period of time not exceeding 15 minutes. Grab samples represent only the condition that exists at the time the wastewater is collected.
9. Initial dilution is the process that results in the rapid and irreversible turbulent mixing of wastewater with receiving water around the point of discharge.
10. Overflow is the intentional or unintentional spilling or forcing out of untreated or partially treated wastes from a transport system (e.g., through manholes, at pump stations, and at collection points) upstream from the treatment plant headworks or from any part of a treatment plant facility.
11. Priority pollutants are those constituents referred to in 40 CFR Part 122 as promulgated in the Federal Register, Vol. 65, No. 97, Thursday, May 18, 2000, also known as the California Toxics Rule, the presence or discharge of which could reasonably be expected to interfere with maintaining designated uses.
12. Storm water means storm water runoff, snow melt runoff, and surface runoff and drainage. It excludes infiltration and runoff from agricultural land.
13. Toxic pollutant means any pollutant listed as toxic under federal Clean Water Act section 307(a)(1) or under 40 CFR 401.15.
14. Untreated waste is raw wastewater.
15. Waste, waste discharge, discharge of waste, and discharge are used interchangeably in the permit. The requirements of the permit apply to the entire volume of water, and the material therein, that is disposed of to surface and ground waters of the State of California.

**Table C**  
List of Monitoring Parameters and Analytical Methods

CTR No.	Pollutant/Parameter	Analytical Method <sup>1</sup>	Minimum Levels <sup>2</sup> (µg/l)											
			GC	GCMS	LC	Color	FAA	GFAA	ICP	ICP MS	SPGFAA	HYD RIDE	CVAA	DCP
1.	Antimony	204.2					10	5	50	0.5	5	0.5		1000
2.	Arsenic	206.3				20		2	10	2	2	1		1000
3.	Beryllium						20	0.5	2	0.5	1			1000
4.	Cadmium	200 or 213					10	0.5	10	0.25	0.5			1000
5a.	Chromium (III)	SM 3500												
5b.	Chromium (VI)	SM 3500				10	5							1000
	Chromium (total) <sup>3</sup>	SM 3500					50	2	10	0.5	1			1000
6.	Copper	200.9					25	5	10	0.5	2			1000
7.	Lead	200.9					20	5	5	0.5	2			10,000
8.	Mercury	1631 (note) <sup>4</sup>												
9.	Nickel	249.2					50	5	20	1	5			1000
10.	Selenium	200.8 or SM 3114B or C						5	10	2	5	1		1000
11.	Silver	272.2					10	1	10	0.25	2			1000
12.	Thallium	279.2					10	2	10	1	5			1000
13.	Zinc	200 or 289					20		20	1	10			
14.	Cyanide	SM 4500 CN <sup>-</sup> C or I				5								
15.	Asbestos (only required for dischargers to MUN waters) <sup>5</sup>	0100.2 <sup>6</sup>												
16.	2,3,7,8-TCDD and 17 congeners (Dioxin)	1613												
17.	Acrolein	603	2.0	5										
18.	Acrylonitrile	603	2.0	2										
19.	Benzene	602	0.5	2										
33.	Ethylbenzene	602	0.5	2										
39.	Toluene	602	0.5	2										
20.	Bromoform	601	0.5	2										
21.	Carbon Tetrachloride	601	0.5	2										
22.	Chlorobenzene	601	0.5	2										
23.	Chlorodibromomethane	601	0.5	2										
24.	Chloroethane	601	0.5	2										

<sup>1</sup> The suggested method is the U.S. EPA Method unless otherwise specified (SM = Standard Methods). The Discharger may use another U.S. EPA-approved or recognized method if that method has a level of quantification below the applicable water quality objective. Where no method is suggested, the Discharger has the discretion to use any standard method.

<sup>2</sup> Minimum levels are from the *State Implementation Policy*. They are the concentration of the lowest calibration standard for that technique based on a survey of contract laboratories. Laboratory techniques are defined as follows: GC = Gas Chromatography; GCMS = Gas Chromatography/Mass Spectrometry; LC = High Pressure Liquid Chromatography; Color = Colorimetric; FAA = Flame Atomic Absorption; GFAA = Graphite Furnace Atomic Absorption; ICP = Inductively Coupled Plasma; ICPMS = Inductively Coupled Plasma/Mass Spectrometry; SPGFAA = Stabilized Platform Graphite Furnace Atomic Absorption (i.e., U.S. EPA 200.9); Hydride = Gaseous Hydride Atomic Absorption; CVAA = Cold Vapor Atomic Absorption; DCP = Direct Current Plasma.

<sup>3</sup> Analysis for total chromium may be substituted for analysis of chromium (III) and chromium (VI) if the concentration measured is below the lowest hexavalent chromium criterion (11 µg/l).

<sup>4</sup> The Discharger shall use ultra-clean sampling (U.S. EPA Method 1669) and ultra-clean analytical methods (U.S. EPA Method 1631) for mercury monitoring. The minimum level for mercury is 2 ng/l (or 0.002 µg/l).

<sup>5</sup> MUN = Municipal and Domestic Supply. This designation, if applicable, is in the Findings of the permit.

<sup>6</sup> Determination of Asbestos Structures over 10 [micrometers] in Length in Drinking Water Using MCE Filters, U.S. EPA 600/R-94-134, June 1994.

CTR No.	Pollutant/Parameter	Analytical Method <sup>1</sup>	Minimum Levels <sup>2</sup> (µg/l)											
			GC	GCMS	LC	Color	FAA	GFAA	ICP	ICP MS	SPGFAA	HYD RIDE	CVAA	DCP
25.	2-Chloroethylvinyl Ether	601	1	1										
26.	Chloroform	601	0.5	2										
75.	1,2-Dichlorobenzene	601	0.5	2										
76.	1,3-Dichlorobenzene	601	0.5	2										
77.	1,4-Dichlorobenzene	601	0.5	2										
27.	Dichlorobromomethane	601	0.5	2										
28.	1,1-Dichloroethane	601	0.5	1										
29.	1,2-Dichloroethane	601	0.5	2										
30.	1,1-Dichloroethylene or 1,1-Dichloroethene	601	0.5	2										
31.	1,2-Dichloropropane	601	0.5	1										
32.	1,3-Dichloropropylene or 1,3-Dichloropropene	601	0.5	2										
34.	Methyl Bromide or Bromomethane	601	1.0	2										
35.	Methyl Chloride or Chloromethane	601	0.5	2										
36.	Methylene Chloride or Dichloromethane	601	0.5	2										
37.	1,1,2,2-Tetrachloroethane	601	0.5	1										
38.	Tetrachloroethylene	601	0.5	2										
40.	1,2-Trans-Dichloroethylene	601	0.5	1										
41.	1,1,1-Trichloroethane	601	0.5	2										
42.	1,1,2-Trichloroethane	601	0.5	2										
43.	Trichloroethene	601	0.5	2										
44.	Vinyl Chloride	601	0.5	2										
45.	2-Chlorophenol	604	2	5										
46.	2,4-Dichlorophenol	604	1	5										
47.	2,4-Dimethylphenol	604	1	2										
48.	2-Methyl-4,6-Dinitrophenol or Dinitro-2-methylphenol	604	10	5										
49.	2,4-Dinitrophenol	604	5	5										
50.	2-Nitrophenol	604		10										
51.	4-Nitrophenol	604	5	10										
52.	3-Methyl-4-Chlorophenol	604	5	1										
53.	Pentachlorophenol	604	1	5										
54.	Phenol	604	1	1		50								
55.	2,4,6-Trichlorophenol	604	10	10										
56.	Acenaphthene	610 HPLC	1	1	0.5									
57.	Acenaphthylene	610 HPLC		10	0.2									
58.	Anthracene	610 HPLC		10	2									
60.	Benzo(a)Anthracene or 1,2 Benzanthracene	610 HPLC	10	5										
61.	Benzo(a)Pyrene	610 HPLC		10	2									
62.	Benzo(b)Fluoranthene or 3,4 Benzofluoranthene	610 HPLC		10	10									
63.	Benzo(ghi)Perylene	610 HPLC		5	0.1									
64.	Benzo(k)Fluoranthene	610 HPLC		10	2									
74.	Dibenzo(a,h)Anthracene	610 HPLC		10	0.1									
86.	Fluoranthene	610 HPLC	10	1	0.05									
87.	Fluorene	610 HPLC		10	0.1									
92.	Indeno(1,2,3-cd) Pyrene	610 HPLC		10	0.05									
100.	Pyrene	610 HPLC		10	0.05									

CTR No.	Pollutant/Parameter	Analytical Method <sup>1</sup>	Minimum Levels <sup>2</sup> (µg/l)											
			GC	GCMS	LC	Color	FAA	GFAA	ICP	ICP MS	SPGFAA	HYD RIDE	CVAA	DCP
68.	Bis(2-Ethylhexyl)Phthalate	606 or 625	10	5										
70.	Butylbenzyl Phthalate	606 or 625	10	10										
79.	Diethyl Phthalate	606 or 625	10	2										
80.	Dimethyl Phthalate	606 or 625	10	2										
81.	Di-n-Butyl Phthalate	606 or 625		10										
84.	Di-n-Octyl Phthalate	606 or 625		10										
59.	Benzidine	625		5										
65.	Bis(2-Chloroethoxy)Methane	625		5										
66.	Bis(2-Chloroethyl)Ether	625	10	1										
67.	Bis(2-Chloroisopropyl)Ether	625	10	2										
69.	4-Bromophenyl Phenyl Ether	625	10	5										
71.	2-Chloronaphthalene	625		10										
72.	4-Chlorophenyl Phenyl Ether	625		5										
73.	Chrysene	625		10	5									
78.	3,3'-Dichlorobenzidine	625		5										
82.	2,4-Dinitrotoluene	625	10	5										
83.	2,6-Dinitrotoluene	625		5										
85.	1,2-Diphenylhydrazine (note) <sup>7</sup>	625		1										
88.	Hexachlorobenzene	625	5	1										
89.	Hexachlorobutadiene	625	5	1										
90.	Hexachlorocyclopentadiene	625	5	5										
91.	Hexachloroethane	625	5	1										
93.	Isophorone	625	10	1										
94.	Naphthalene	625	10	1	0.2									
95.	Nitrobenzene	625	10	1										
96.	N-Nitrosodimethylamine	625	10	5										
97.	N-Nitrosodi-n-Propylamine	625	10	5										
98.	N-Nitrosodiphenylamine	625	10	1										
99.	Phenanthrene	625		5	0.05									
101.	1,2,4-Trichlorobenzene	625	1	5										
102.	Aldrin	608	0.005											
103.	α-BHC	608	0.01											
104.	β-BHC	608	0.005											
105.	γ-BHC (Lindane)	608	0.02											
106.	δ-BHC	608	0.005											
107.	Chlordane	608	0.1											
108.	4,4'-DDT	608	0.01											
109.	4,4'-DDE	608	0.05											
110.	4,4'-DDD	608	0.05											
111.	Dieldrin	608	0.01											
112.	Endosulfan (alpha)	608	0.02											
113.	Endosulfan (beta)	608	0.01											
114.	Endosulfan Sulfate	608	0.05											
115.	Endrin	608	0.01											
116.	Endrin Aldehyde	608	0.01											
117.	Heptachlor	608	0.01											

<sup>7</sup> Measurement for 1,2-Diphenylhydrazine may use azobenzene as a screen: if azobenzene is measured at >1 ug/l, then the Discharger shall analyze for 1,2-Diphenylhydrazine.

CTR No.	Pollutant/Parameter	Analytical Method <sup>1</sup>	Minimum Levels <sup>2</sup> (µg/l)											
			GC	GCMS	LC	Color	FAA	GFAA	ICP	ICP MS	SPGFAA	HYD RIDE	CVAA	DCP
118.	Heptachlor Epoxide	608	0.01											
119-125	PCBs: Aroclors 1016, 1221, 1232, 1242, 1248, 1254, 1260	608	0.5											
126.	Toxaphene	608	0.5											

**ATTACHMENT H – PRETREATMENT REQUIREMENTS**

CALIFORNIA REGIONAL WATER QUALITY CONTROL  
BOARD  
SAN FRANCISCO BAY REGION

**ATTACHMENT H**  
**PRETREATMENT PROGRAM PROVISIONS**  
For  
NPDES POTW WASTEWATER DISCHARGE PERMITS

March 2011  
*(Corrected May 2011)*

TABLE OF CONTENTS	Page
I. Pretreatment Program Provisions.....	H-1
II. APPENDIX H-1.....	H-3
REQUIREMENTS FOR PRETREATMENT ANNUAL REPORTS	
A. Cover Sheet.....	H-3
B. Introduction.....	H-3
C. Definitions.....	H-4
D. Discussion of Upset, Interference and Pass Through.....	H-4
E. Influent, Effluent and Biosolids Monitoring Results.....	H-4
F. Inspection, Sampling and Enforcement Programs.....	H-4
G. Updated List of Regulated SIUs.....	H-5
H. SIU (categorical and non-categorical) Compliance Activities.....	H-6
I. Baseline Monitoring Report Update.....	H-7
J. Pretreatment Program Changes.....	H-8
K. Pretreatment Program Budget.....	H-8
L. Public Participation Summary.....	H-8
M. Biosolids Storage and Disposal Practice.....	H-9
N. Other Pollutant Reduction Activities.....	H-9
O. Other Subjects.....	H-9
P. Permit Compliance System (PCS) Data Entry Form.....	H-9
III. APPENDIX H-2.....	H-10
REQUIREMENTS FOR JANUARY-JUNE PRETREATMENT SEMIANNUAL REPORT	
A. Influent, Effluent and Biosolids Monitoring.....	H-10
B. Industrial User Compliance Status.....	H-10
C. Discharger’s Compliance with Pretreatment Program Requirements.....	H-11
IV. APPENDIX H-3.....	H-12
SIGNATURE REQUIREMENTS FOR PRETREATMENT ANNUAL AND SEMIANNUAL REPORTS	
V. APPENDIX H-4.....	H-13
REQUIREMENTS FOR INFLUENT, EFFLUENT AND BIOSOLIDS MONITORING	
A. Reduction of Monitoring Frequency.....	H-13
B. Influent and Effluent Monitoring.....	H-13
C. Biosolids Monitoring.....	H-14



### **Attachment H: Pretreatment Program Provisions**

- A.** The Discharger shall be responsible and liable for the performance of all Control Authority pretreatment requirements contained in 40 CFR 403, including any regulatory revisions to Part 403. Where a Part 403 revision is promulgated after the effective date of the Discharger's permit and places mandatory actions upon the Discharger as Control Authority but does not specify a timetable for completion of the actions, the Discharger shall complete the required actions within six months from the issuance date of this permit or six months from the effective date of the Part 403 revisions, whichever comes later.

(If the Discharger cannot complete the required actions within the above six-month period due to the need to process local adoption of sewer use ordinance modifications or other substantial pretreatment program modifications, the Discharger shall notify the Executive Officer in writing at least 60 days prior to the six-month deadline. The written notification shall include a summary of completed required actions, an explanation for why the six month deadline cannot be met, and a proposed timeframe to complete the rest of the required actions as soon as practical but not later than within twelve months of the issuance date of this permit or twelve months of the effective date of the Part 403 revisions, whichever comes later. The Executive Officer will notify the Discharger in writing within 30 days of receiving the request if the extension is not approved.)

The United States Environmental Protection Agency (U.S. EPA), the State and/or other appropriate parties may initiate enforcement action against a nondomestic user for noncompliance with applicable standards and requirements as provided in the Clean Water Act (Act).

- B.** The Discharger shall enforce the requirements promulgated under Sections 307(b), 307(c), 307(d) and 402(b) of the Act with timely, appropriate and effective enforcement actions. The Discharger shall cause nondomestic users subject to Federal Categorical Standards to achieve compliance no later than the date specified in those requirements or, in the case of a new nondomestic user, upon commencement of the discharge.
- C.** The Discharger shall perform the pretreatment functions as required in 40 CFR 403 and amendments or modifications thereto including, but not limited to:
- 1.** Implement the necessary legal authorities to fully implement the pretreatment regulations as provided in 40 CFR 403.8(f)(1);
  - 2.** Implement the programmatic functions as provided in 40 CFR 403.8(f)(2);
  - 3.** Publish an annual list of nondomestic users in significant noncompliance as provided per 40 CFR 403.8(f)(2)(viii);
  - 4.** Provide for the requisite funding and personnel to implement the pretreatment program as provided in 40 CFR 403.8(f)(3); and
  - 5.** Enforce the national pretreatment standards for prohibited discharges and categorical standards as provided in 40 CFR 403.5 and 403.6, respectively.

- D.** The Discharger shall submit annually a report to U.S. EPA Region 9, the State Water Board and the Regional Water Board describing its pretreatment program activities over the previous calendar year. In the event that the Discharger is not in compliance with any conditions or requirements of the Pretreatment Program, the Discharger shall also include the reasons for noncompliance and a plan and schedule for achieving compliance. The report shall contain, but is not limited to, the information specified in Appendix H-1 entitled, “Requirements for Pretreatment Annual Reports.” The annual report is due each year on February 28.
- E.** The Discharger shall submit a pretreatment semiannual report to U.S. EPA Region 9, the State Water Board and the Regional Water Board describing the status of its significant industrial users (SIUs). The report shall contain, but is not limited to, information specified in Appendix H-2 entitled, “Requirements for Pretreatment Semiannual Reports.” The semiannual report is due July 31 for the period January through June. The information for the period July through December of each year shall be included in the Annual Report identified in Appendix H-1. The Executive Officer may exempt the Discharger from the semiannual reporting requirements on a case by case basis subject to State Water Board and U.S. EPA’s comment and approval.
- F.** The Discharger shall conduct the monitoring of its treatment plant’s influent, effluent, and sludge (biosolids) as described in Appendix H-4 entitled, “Requirements for Influent, Effluent and Sludge (Biosolids) Monitoring.” (The term “biosolids,” as used in this Attachment, shall have the same meaning as wastewater treatment plant “sludge” and will be used from this point forward.) The Discharger shall evaluate the results of the sampling and analysis during the preparation of the semiannual and annual reports to identify any trends. Signing the certification statement used to transmit the reports shall be deemed to certify the Discharger has completed this data evaluation. A tabulation of the data shall be included in the pretreatment annual report as specified in Appendix H-4. The Executive Officer may require more or less frequent monitoring on a case by case basis.

## APPENDIX H-1

### REQUIREMENTS FOR PRETREATMENT ANNUAL REPORTS

The Pretreatment Annual Report is due each year on February 28 and shall contain activities conducted during the previous calendar year. The purpose of the Annual Report is to:

- Describe the status of the Discharger's pretreatment program; and
- Report on the effectiveness of the program, as determined by comparing the results of the preceding year's program implementation.

The report shall contain, at a minimum, the following information:

#### A. Cover Sheet

The cover sheet shall include:

1. The name(s) and National Pollutant Discharge Elimination Discharge System (NPDES) permit number(s) of the Discharger(s) that is part of the Pretreatment Program;
2. The name, address and telephone number of a pretreatment contact person;
3. The period covered in the report;
4. A statement of truthfulness; and
5. The dated signature of a principal executive officer, ranking elected official, or other duly authorized employee who is responsible for overall operation of the Publicly Owned Treatment Works (POTW) (40 CFR 403.12(m)).

#### B. Introduction

This section shall include:

1. Any pertinent background information related to the Discharger and/or the nondomestic user base of the area;
2. List of applicable interagency agreements used to implement the Discharger's pretreatment program (e.g., Memoranda of Understanding (MOU) with satellite sanitary sewer collection systems); and
3. A status summary of the tasks required by a Pretreatment Compliance Inspection (PCI), Pretreatment Compliance Audit (PCA), Cleanup and Abatement Order (CAO), or other pretreatment-related enforcement actions required by the Regional Water Board or the U.S. EPA. A more detailed discussion can be referenced and included in the section entitled, "Program Changes," if needed.

### **C. Definitions**

This section shall include a list of key terms and their definitions that the Discharger uses to describe or characterize elements of its pretreatment program, or the Discharger may provide a reference to its website if the applicable definitions are available on-line.

### **D. Discussion of Upset, Interference and Pass Through**

This section shall include a discussion of Upset, Interference or Pass Through incidents, if any, at the Discharger's treatment plant(s) that the Discharger knows of or suspects were caused by nondomestic user discharges. Each incident shall be described, at a minimum, consisting of the following information:

1. A description of what occurred;
2. A description of what was done to identify the source;
3. The name and address of the nondomestic user responsible;
4. The reason(s) why the incident occurred;
5. A description of the corrective actions taken; and
6. An examination of the local and federal discharge limits and requirements for the purposes of determining whether any additional limits or changes to existing requirements may be necessary to prevent other Upset, Interference or Pass Through incidents.

### **E. Influent, Effluent and Biosolids Monitoring Results**

The Discharger shall evaluate the influent, effluent and biosolids monitoring results as specified in Appendix H-4 in preparation of this report. The Discharger shall retain the analytical laboratory reports with the Quality Assurance and Quality Control (QA/QC) data validation and make these reports available upon request.

This section shall include:

1. Description of the sampling procedures and an analysis of the results (see Appendix H-4 for specific requirements);
2. Tabular summary of the compounds detected (compounds measured above the detection limit for the analytical method used) for the monitoring data generated during the reporting year as specified in Appendix H-4;
3. Discussion of the investigation findings into any contributing sources of the compounds that exceed NPDES limits; and
4. Graphical representation of the influent and effluent metal monitoring data for the past five years with a discussion of any trends.

## **F. Inspection, Sampling and Enforcement Programs**

This section shall include at a minimum the following information:

1. Inspections: Summary of the inspection program (e.g., criteria for determining the frequency of inspections and inspection procedures);
2. Sampling Events: Summary of the sampling program (e.g., criteria for determining the frequency of sampling and chain of custody procedures); and
3. Enforcement: Summary of Enforcement Response Plan (ERP) implementation including dates for adoption, last revision and submission to the Regional Water Board.

## **G. Updated List of Regulated SIUs**

This section shall contain a list of all of the federal categories that apply to SIUs regulated by the Discharger. The specific categories shall be listed including the applicable 40 CFR subpart and section, and pretreatment standards (both maximum and average limits). Local limits developed by the Discharger shall be presented in a table including the applicability of the local limits to SIUs. If local limits do not apply uniformly to SIUs, specify the applicability in the tables listing the categorical industrial users (CIUs) and non-categorical SIUs. Tables developed in Sections 7A and 7B can be used to present or reference this information.

1. CIUs - Include a table that alphabetically lists the CIUs regulated by the Discharger as of the end of the reporting period. This list shall include:
  - a. Name;
  - b. Address;
  - c. Applicable federal category(ies);
  - d. Reference to the location where the applicable Federal Categorical Standards are presented in the report;
  - e. Identify all deletions and additions keyed to the list submitted in the previous annual report. All deletions shall be briefly explained (e.g., closure, name change, ownership change, reclassification, declassification); and
  - f. Information, calculations and data used to determine the limits for those CIUs for which a combined waste stream formula is applied.
2. Non-categorical SIUs - Include a table that alphabetically lists the SIUs not subject to any federal categorical standards that were regulated by the Discharger as of the end of the reporting period. This list shall include:
  - a. Name;

- b. Address;
- c. A brief description of the type of business;
- d. Identify all deletions and additions keyed to the list submitted in the previous annual report. All deletions shall be briefly explained (e.g., closure, name change, ownership change, reclassification, declassification); and
- e. Indicate the applicable discharge limits (e.g., different from local limits) to which the SIUs are subject and reference to the location where the applicable limits (e.g., local discharge limits) are presented in the report.

## **H. SIU (categorical and non-categorical) Compliance Activities**

The information required in this section may be combined in the table developed in Section 7 above.

**1. Inspection and Sampling Summary:** This section shall contain a summary of all the SIU inspections and sampling activities conducted by the Discharger and sampling activities conducted by the SIU over the reporting year to gather information and data regarding SIU compliance. The summary shall include:

- a. The number of inspections and sampling events conducted for each SIU by the Discharger;
- b. The number of sampling events conducted by the SIU. Identify SIUs that are operating under an approved Total Toxic Organic Management Plan;
- c. The quarters in which the above activities were conducted; and
- d. The compliance status of each SIU, delineated by quarter, and characterized using all applicable descriptions as given below:
  - (1) Consistent compliance;
  - (2) Inconsistent compliance;
  - (3) Significant noncompliance;
  - (4) On a compliance schedule to achieve compliance (include the date final compliance is required);
  - (5) Not in compliance and not on a compliance schedule; and
  - (6) Compliance status unknown, and why not.

**2. Enforcement Summary:** This section shall contain a summary of SIU compliance and enforcement activities during the reporting year. The summary may be included in the summary

table developed in section 8A and shall include the names and addresses of all SIUs affected by the actions identified below. For each notice specified in enforcement action “i” through “iv,” indicate whether it was for an infraction of a federal or local standard/limit or requirement.

- a. Warning letters or notices of violations regarding SIUs’ apparent noncompliance with or violation of any federal pretreatment categorical standards and/or requirements, or local limits and/or requirements;
  - b. Administrative Orders regarding the SIUs’ apparent noncompliance with or violation of any federal pretreatment categorical standards and/or requirements, or local limits and/or requirements;
  - c. Civil actions regarding the SIUs’ apparent noncompliance with or violation of any federal pretreatment categorical standards and/or requirements, or local limits and/or requirements;
  - d. Criminal actions regarding the SIUs’ apparent noncompliance with or violation of any federal pretreatment categorical standards and/or requirements, or local limits and/or requirements;
  - e. Assessment of monetary penalties. Identify the amount of penalty in each case and reason for assessing the penalty;
  - f. Order to restrict/suspend discharge to the Discharger; and
  - g. Order to disconnect the discharge from entering the Discharger.
- 3. July-December Semiannual Data:** For SIU violations/noncompliance during the semiannual reporting period from July 1 through December 31, provide the following information:
- a. Name and facility address of the SIU;
  - b. Indicate if the SIU is subject to Federal Categorical Standards; if so, specify the category including the subpart that applies;
  - c. For SIUs subject to Federal Categorical Standards, indicate if the violation is of a categorical or local standard;
  - d. Indicate the compliance status of the SIU for the two quarters of the reporting period; and
  - e. For violations/noncompliance identified in the reporting period, provide:
    - (1) The date(s) of violation(s);
    - (2) The parameters and corresponding concentrations exceeding the limits and the discharge limits for these parameters; and

- (3) A brief summary of the noncompliant event(s) and the steps that are being taken to achieve compliance.

### **I. Baseline Monitoring Report Update**

This section shall provide a list of CIUs added to the pretreatment program since the last annual report. This list of new CIUs shall summarize the status of the respective Baseline Monitoring Reports (BMR). The BMR must contain the information specified in 40 CFR 403.12(b). For each new CIU, the summary shall indicate when the BMR was due; when the CIU was notified by the Discharger of this requirement; when the CIU submitted the report; and/or when the report is due.

### **J. Pretreatment Program Changes**

This section shall contain a description of any significant changes in the Pretreatment Program during the past year including, but not limited to:

1. Legal authority;
2. Local limits;
3. Monitoring/ inspection program and frequency;
4. Enforcement protocol;
5. Program's administrative structure;
6. Staffing level;
7. Resource requirements;
8. Funding mechanism;
9. If the manager of the Discharger's pretreatment program changed, a revised organizational chart shall be included; and
10. If any element(s) of the program is in the process of being modified, this intention shall also be indicated.

### **K. Pretreatment Program Budget**

This section shall present the budget spent on the Pretreatment Program. The budget, either by the calendar or fiscal year, shall show the total expenses required to implement the pretreatment program. A brief discussion of the source(s) of funding shall be provided. In addition, the Discharger shall make available upon request specific details on its pretreatment program expense amounts such as for personnel, equipment, and chemical analyses.



#### **L. Public Participation Summary**

This section shall include a copy of the public notice as required in 40 CFR 403.8(f)(2)(viii). If a notice was not published, the reason shall be stated.

#### **M. Biosolids Storage and Disposal Practice**

This section shall describe how treated biosolids are stored and ultimately disposed. If a biosolids storage area is used, it shall be described in detail including its location, containment features and biosolids handling procedures.

#### **N. Other Pollutant Reduction Activities**

This section shall include a brief description of any programs the Discharger implements to reduce pollutants from nondomestic users that are not classified as SIUs. If the Discharger submits any of this program information in an Annual Pollution Prevention Report, reference to this other report shall satisfy this reporting requirement.

#### **O. Other Subjects**

Other information related to the Pretreatment Program that does not fit into any of the above categories should be included in this section.

#### **P. Permit Compliance System (PCS) Data Entry Form**

The annual report shall include the PCS Data Entry Form. This form shall summarize the enforcement actions taken against SIUs in the past year. This form shall include the following information:

1. Discharger's name,
2. NPDES Permit number,
3. Period covered by the report,
4. Number of SIUs in significant noncompliance (SNC) that are on a pretreatment compliance schedule,
5. Number of notices of violation and administrative orders issued against SIUs,
6. Number of civil and criminal judicial actions against SIUs,
7. Number of SIUs that have been published as a result of being in SNC, and
8. Number of SIUs from which penalties have been collected.

## APPENDIX H-2

### REQUIREMENTS FOR JANUARY-JUNE PRETREATMENT SEMIANNUAL REPORT

The pretreatment semiannual report is due on July 31 for pretreatment program activities conducted from January through June unless an exception has been granted by the Regional Water Board's Executive Officer (e.g., pretreatment programs without any SIUs may qualify for an exception to the pretreatment semiannual report). Pretreatment activities conducted from July through December of each year shall be included in the Pretreatment Annual Report as specified in Appendix H-1. The pretreatment semiannual report shall contain, at a minimum the following information:

#### A. Influent, Effluent and Biosolids Monitoring

The influent, effluent and biosolids monitoring results shall be evaluated in preparation of this report. The Discharger shall retain analytical laboratory reports with the QA/QC data validation and make these reports available upon request. The Discharger shall also make available upon request a description of its influent, effluent and biosolids sampling procedures. Violations of any parameter that exceed NPDES limits shall be identified and reported. The contributing source(s) of the parameters that exceed NPDES limits shall be investigated and discussed.

#### B. Significant Industrial User Compliance Status

This section shall contain a list of all SIUs that were not in consistent compliance with all pretreatment standards/limits or requirements for the reporting period. For the reported SIUs, the compliance status for the previous semiannual reporting period shall be included. Once the SIU has determined to be out of compliance, the SIU shall be included in subsequent reports until consistent compliance has been achieved. A brief description detailing the actions that the SIU undertook to come back into compliance shall be provided.

For each SIU on the list, the following information shall be provided:

1. Name and facility address of the SIU;
2. Indicate if the SIU is subject to Federal Categorical Standards; if so, specify the category including the subpart that applies;
3. For SIUs subject to Federal Categorical Standards, indicate if the violation is of a categorical or local standard;
4. Indicate the compliance status of the SIU for the two quarters of the reporting period; and
5. For violations/noncompliance identified in the reporting period, provide:
  - a. The date(s) of violation(s);
  - b. The parameters and corresponding concentrations exceeding the limits and the discharge limits for these parameters; and

- c. A brief summary of the noncompliant event(s) and the steps that are being taken to achieve compliance.

### **C. Discharger's Compliance with Pretreatment Program Requirements**

This section shall contain a discussion of the Discharger's compliance status with the Pretreatment Program Requirements as indicated in the latest Pretreatment Compliance Audit (PCA) Report or Pretreatment Compliance Inspection (PCI) Report. It shall contain a summary of the following information:

1. Date of latest PCA or PCI report;
2. Date of the Discharger's response;
3. List of unresolved issues; and
4. Plan(s) and schedule for resolving the remaining issues.

### **APPENDIX H-3**

#### **SIGNATURE REQUIREMENTS FOR PRETREATMENT ANNUAL AND SEMIANNUAL REPORTS**

The pretreatment annual and semiannual reports shall be signed by a principal executive officer, ranking elected official, or other duly authorized employee who is responsible for the overall operation of the Discharger [POTW - 40 CFR 403.12(m)]. Signed copies of the reports shall be submitted to the U.S. EPA, the State Water Board, and the Regional Water Board at the following addresses unless the Discharger is instructed by any of these agencies to submit electronic copies of the required reports:

Pretreatment Program Reports  
Clean Water Act Compliance Office (WTR-7)  
Water Division  
Pacific Southwest Region  
U.S. Environmental Protection Agency  
75 Hawthorne Street  
San Francisco, CA 94105-3901

Submit electronic copies only to State and Regional Water Boards:

Pretreatment Program Manager  
Regulatory Unit  
State Water Resources Control Board  
Division of Water Quality-15th Floor  
1001 I Street  
Sacramento, CA 95814  
DMR@waterboards.ca.gov  
NPDES\_Wastewater@waterboards.ca.gov

Pretreatment Coordinator  
NPDES Wastewater Division  
SF Bay Regional Water Quality Control Board  
1515 Clay Street, Suite 1400  
Oakland, CA 94612

(Submit the report as a single Portable Document Format (PDF) file to the Pretreatment Coordinator's folder in the Regional Water Board's File Transfer Protocol (FTP) site. The instructions for using the FTP site can be found at the following internet address:

[http://www.waterboards.ca.gov/sanfranciscobay/publications\\_forms/documents/FTP\\_Discharger\\_Guide-12-2010.pdf](http://www.waterboards.ca.gov/sanfranciscobay/publications_forms/documents/FTP_Discharger_Guide-12-2010.pdf).)

## APPENDIX H-4

### REQUIREMENTS FOR INFLUENT, EFFLUENT AND BIOSOLIDS MONITORING

The Discharger shall conduct sampling of its treatment plant's influent, effluent and biosolids at the frequency shown in **the pretreatment requirements table** of the Monitoring and Reporting Program (MRP, Attachment E). When sampling periods coincide, one set of test results, reported separately, may be used for those parameters that are required to be monitored by both the influent and effluent monitoring requirements of the MRP and the Pretreatment Program. The Pretreatment Program monitoring reports as required in Appendices H-1 and H-2 shall be transmitted to the Pretreatment Program Coordinator.

#### A. Reduction of Monitoring Frequency

The minimum frequency of Pretreatment Program influent, effluent, and biosolids monitoring shall be dependent on the number of SIUs identified in the Discharger's Pretreatment Program as indicated in Table H-1.

Number of SIUs	Minimum Frequency
< 5	Once every five years
> 5 and < 50	Once every year
> 50	Twice per year

If the Discharger's required monitoring frequency is greater than the minimum specified in Table H-1, the Discharger may request a reduced monitoring frequency for that constituent(s) as part of its application for permit reissuance if it meets the following criteria:

The monitoring data for the constituent(s) consistently show non-detect (ND) levels for the effluent monitoring and very low (i.e., near ND) levels for influent and biosolids monitoring for a minimum of eight previous years' worth of data.

The Discharger's request shall include tabular summaries of the data and a description of the trends in the industrial, commercial, and residential customers in the Discharger's service area that demonstrate control over the sources of the constituent(s). The Regional Water Board may grant a reduced monitoring frequency in the reissued permit after considering the information provided by the Discharger and any other relevant information.

#### B. Influent and Effluent Monitoring

The Discharger shall monitor for the parameters using the required sampling and test methods listed in **the pretreatment table** of the MRP. Any test method substitutions must have received prior written Executive Officer approval. Influent and effluent sampling locations shall be the same as those sites specified in the MRP.

The influent and effluent samples should be taken at staggered times to account for treatment plant detention time. Appropriately staggered sampling is considered consistent with the requirement for

collection of effluent samples coincident with influent samples in Section III.A.3.a(2) of Attachment G. All samples must be representative of daily operations. Sampling and analysis shall be performed in accordance with the techniques prescribed in 40 CFR 136 and amendments thereto. For effluent monitoring, the reporting limits for the individual parameters shall be at or below the minimum levels (MLs) as stated in the Policy for Implementation of Toxics Standards for Inland Surface Waters, Enclosed Bays, and Estuaries of California (2000) [also known as the State Implementation Policy (SIP)]; any revisions to the MLs shall be adhered to. If a parameter does not have a stated ML, then the Discharger shall conduct the analysis using the lowest commercially available and reasonably achievable detection levels.

The following report elements should be used to submit the influent and effluent monitoring results. A similarly structured format may be used but will be subject to Regional Water Board approval. The monitoring reports shall be submitted with the Pretreatment Annual Report identified in Appendix H-1.

1. Sampling Procedures, Sample Dechlorination, Sample Compositing, and Data Validation (applicable quality assurance/quality control) shall be performed in accordance with the techniques prescribed in 40 CFR 136 and amendments thereto. The Discharger shall make available upon request its sampling procedures including methods of dechlorination, compositing, and data validation.
2. A tabulation of the test results for the detected parameters shall be provided.
3. Discussion of Results – The report shall include a complete discussion of the test results for the detected parameters. If any pollutants are detected in sufficient concentration to upset, interfere or pass through plant operations, the type of pollutant(s) and potential source(s) shall be noted, along with a plan of action to control, eliminate, and/or monitor the pollutant(s). Any apparent generation and/or destruction of pollutants attributable to chlorination/dechlorination sampling and analysis practices shall be noted.

### **C. Biosolids Monitoring**

Biosolids should be sampled in a manner that will be representative of the biosolids generated from the influent and effluent monitoring events except as noted in (3. below. The same parameters required for influent and effluent analysis shall be included in the biosolids analysis. The biosolids analyzed shall be a composite sample of the biosolids for final disposal consisting of:

1. Biosolids lagoons – 20 grab samples collected at representative equidistant intervals (grid pattern) and composited as a single grab, or
2. Dried stockpile – 20 grab samples collected at various representative locations and depths and composited as a single grab, or
3. Dewatered biosolids - daily composite of 4 representative grab samples each day for 5 days taken at equal intervals during the daily operating shift taken from a) the dewatering units or b) each truckload, and shall be combined into a single 5- day composite.

The U.S. EPA manual, POTW Sludge Sampling and Analysis Guidance Document, August 1989, containing detailed sampling protocols specific to biosolids is recommended as a guidance for sampling procedures. The U.S. EPA manual Analytical Methods of the National Sewage Sludge Survey, September 1990, containing detailed analytical protocols specific to biosolids, is recommended as a guidance for analytical methods.

In determining if the biosolids are a hazardous waste, the Discharger shall adhere to Article 2, “Criteria for Identifying the Characteristics of Hazardous Waste,” and Article 3, “Characteristics of Hazardous Waste,” of Title 22, California Code of Regulations, sections 66261.10 to 66261.24 and all amendments thereto.

The following report elements should be used to submit the biosolids monitoring results. A similarly structured form may be used but will be subject to Regional Water Board approval. The results shall be submitted with the Pretreatment Annual Report identified in Appendix H-1.

- Sampling Procedures and Data Validation (applicable quality assurance/quality control) shall be performed in accordance with the techniques prescribed in 40 CFR 136 and amendments thereto. The Discharger shall make available upon request its biosolids sampling procedures and data validation methods.
- Test Results – Tabulate the test results for the detected parameters and include the percent solids.
- Discussion of Results – Include a complete discussion of test results for the detected parameters. If the detected pollutant(s) is reasonably deemed to have an adverse effect on biosolids disposal, a plan of action to control, eliminate, and/or monitor the pollutant(s) and the known or potential source(s) shall be included. Any apparent generation and/or destruction of pollutants attributable to chlorination/dechlorination sampling and analysis practices shall be noted.

The Discharger shall also provide a summary table presenting any influent, effluent or biosolids monitoring data for non-priority pollutants that the Discharger believes may be causing or contributing to interference, pass through or adversely impacting biosolids quality.